

INDEPENDENT AUDITOR'S REPORT

To the Board of Directors of Holcim (India) Private Limited

We have audited the accompanying interim financial statements of Holcim (India) Private Limited ("the Company"), which comprise the interim Balance Sheet as at March 31, 2013, and the interim Statement of Profit and Loss and interim Cash Flow Statement for the three months period then ended, and a summary of significant accounting policies and other explanatory information.

Management's Responsibility for the Financial Statements

Management is responsible for the preparation of these interim financial statements that give a true and fair view of the financial position, financial performance and cash flows of the Company in accordance with the requirements of Accounting Standard (AS) 25 referred to in sub-section (3C) of section 211 of the Companies Act, 1956 ("the Act"). This responsibility includes the design, implementation and maintenance of internal control relevant to the preparation and presentation of the interim financial statements that give a true and fair view and are free from material misstatement, whether due to fraud or error.

Auditor's Responsibility

Our responsibility is to express an opinion on these interim financial statements based on our audit. We conducted our audit in accordance with the Standards on Auditing issued by the Institute of Chartered Accountants of India. Those Standards require that we comply with ethical requirements and plan and perform the audit to obtain reasonable assurance about whether the interim financial statements are free from material misstatement.

An audit involves performing procedures to obtain audit evidence about the amounts and disclosures in the interim financial statements. The procedures selected depend on the auditor's judgment, including the assessment of the risks of material misstatement of the interim financial statements, whether due to fraud or error. In making those risk assessments, the auditor considers internal control relevant to the Company's preparation and fair presentation of the interim financial statements in order to design audit procedures that are appropriate in the circumstances, but not for the purpose of expressing an opinion on the effectiveness of the Company's internal control. An audit also includes evaluating the appropriateness of accounting policies used and the reasonableness of the accounting estimates made by management, as well as evaluating the overall presentation of the interim financial statements. We believe that the audit evidence we have obtained is sufficient and appropriate to provide a basis for our audit opinion.

Opinion

In our opinion and to the best of our information and according to the explanations given to us, the accompanying interim financial statements give a true and fair view in accordance with Accounting Standard (AS) 25 referred to in sub-section (3C) of section 211 of the Act:

- (a) in the case of the interim Balance Sheet, of the state of affairs of the Company as at March 31, 2013;
- (b) in the case of the interim Statement of Profit and Loss, of the profit for the three months period ended on that date; and
- (c) in the case of the interim Cash Flow Statement, of the cash flows for the three months period ended on that date.



S.V.GHATALIA & ASSOCIATES LLP

Chartered Accountants

Holcim (India) Private Limited

Auditors Report

Page 2 of 2


Other matters - restriction of use

The accompanying interim financial statements have been prepared, and this report thereon issued, solely for the purpose of internal use by management in relation to the proposed scheme of amalgamation of the Company. Accordingly, this report should not be used, referred to or distributed for any other purpose without our prior written consent.

For **S.V. Ghatalia & Associates LLP**

Chartered Accountants

ICAI Firm Registration Number: 103162W



per **Pramod Kumar Bapna**
Partner

Membership Number: 105497

Place of Signature: Mumbai

Date: 26 August 2013

Holcim (India) Private Limited
Interim Balance Sheet as at March 31, 2013

	Notes	As at 31.03.2013 Rs.	As at 31.12.2012 Rs.
Equity and Liabilities			
Shareholders' funds			
Share capital	3	56'903'850'950	56'903'850'950
Reserves and surplus	4	69'670'909'323	69'669'250'991
		126'574'760'273	126'573'101'941
Current liabilities			
Trade payables	5	3'553'714	5'153'859
Short-term provisions	6	42'002'633	47'565'765
		45'556'347	52'719'624
TOTAL		126'620'316'620	126'625'821'565
Assets			
Non-current assets			
Fixed assets			
Tangible assets	7	82'014	90'498
Non-current investments	8	126'548'784'230	126'548'784'230
Loans and advances	9	1'616'693	1'616'693
		126'550'482'937	126'550'491'421
Current assets			
Cash and bank balances	10	68'572'214	74'965'434
Loans and advances	9	1'000'000	-
Other current assets	11	261'469	364'710
		69'833'683	75'330'144
TOTAL		126'620'316'620	126'625'821'565
Summary of significant accounting policies	2.1		

The accompanying notes are an integral part of the financial statements.

As per our attached report of even date

For S. V. Ghatalia & Associates LLP
Chartered Accountants
ICAI Firm Registration No.:103162W

per Pramod Kumar Bapna
Partner
Membership No.: 105497

Place : Mumbai
Date : 26 AUG 2013

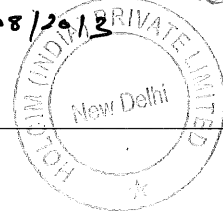


For and on behalf of the Board of Directors
of Holcim (India) Private Limited

Manish A (MANISH AGARWAL) Director
21/08/2013

(MARK SCHMIDT) Director
21/08/2013

(NIAJ GANSAL) Company Secretary
26/08/2013



11

Holcim (India) Private Limited
Interim Statement of Profit & Loss for the period January 01, 2013 to March 31, 2013

	Notes	For the period January 01, 2013 to March 31, 2013 Rs.	For the period January 01, 2012 to March 31, 2012 Rs.
Income			
Other income	12	5'116'480	1'867'724'285
Total revenue		5'116'480	1'867'724'285
Expenses			
Employee benefits expense - Salaries, Bonus and Allowances		480'586	4'236'879
Commission and Brokerage		-	36'634'329
Other expenses	13(a)	1'204'935	2'378'866
Interest and Finance cost	13(b)	482'143	678'847
Depreciation expense		8'484	-
Total		2'176'148	43'928'921
Profit before tax		2'940'332	1'823'795'364
Tax expenses			
Current tax		1'282'000	1'350'000
Prior period income tax		-	3'225'879
Total tax expense		1'282'000	4'575'879
Profit for the period		1'658'332	1'819'219'485
Earnings per equity share [nominal value of share Rs.10 (Previous Period Rs.10)]			
	14		
Basic and Diluted EPS (not annualised)		0.01	0.32
Summary of significant accounting policies	2.1		

The accompanying notes are an integral part of the financial statements.


As per our attached report of even date

For S. V. Ghatalia & Associates LLP
Chartered Accountants
ICAI Firm Registration No.:103162W

per Pramod Kumar Bapna
Partner
Membership No.: 105497

Place : Mumbai
Date :

26 AUG 2013




For and on behalf of the Board of Directors
of Holcim (India) Private Limited

Manish A [Signature] Director
(MANISH AGARWAL) 21/08/2013

[Signature] Director
(MARK SCHMIDT) 21/08/2013

[Signature] Company Secretary
(NIRAJ BANSAL) 26/08/2013



Holcim (India) Private Limited
Interim Cash flow statement for the Period January 01, 2013 to March 31, 2013

	For the period January 01,2013 to March 31, 2013 Rs.	For the period January 01,2012 to March 31, 2012 Rs.
Cash flows from operating activities		
Profit before tax	2'940'332	1'823'795'364
Adjustment for :		
Depreciation	8'484	-
Interest on late payment of Tax Deducted at Source and income tax	482'143	678'847
Interest income	(3'944'126)	(420'028)
Dividend income	-	(1'867'304'256)
Operating Loss before working capital changes	(513'167)	(43'250'074)
Movements in working capital :		
Increase/ (decrease) in trade payables	(1'600'145)	23'447'994
Increase in short-term loans and advances	(1'000'000)	(499'794)
Net cash flow used in operating activities (A)	(3'113'312)	(20'301'874)
Cash flows from investing activities		
Interest received	4'047'367	628'423
Direct taxes paid (net of refunds)	(6'845'132)	(1'890'150)
Net cash flow used in investing activities (B)	(2'797'765)	(1'261'727)
Cash flows from financing activities		
Interest on late payment of Tax Deducted at Source and income tax	(482'143)	(678'847)
Net cash flow used in financing activities (C)	(482'143)	(678'847)
Net decrease in cash and cash equivalents (A + B + C)	(6'393'220)	(22'242'448)
Cash and cash equivalents at the beginning of the period	74'965'434	36'387'925
Cash and cash equivalents at the end of the period	68'572'214	14'145'477

Components of cash and cash equivalents

	As at 31.03.2013 Rs.	As at 31.03.2012 Rs.
With banks - on current account	5'072'214	3'645'477
- on deposit account	63'500'000	10'500'000
Total cash and cash equivalents	68'572'214	14'145'477
	As at 01.01.2013 Rs.	As at 01.01.2012 Rs.
With banks - on current account	4'965'434	1'387'925
- on deposit account	70'000'000	35'000'000
Total cash and cash equivalents	74'965'434	36'387'925

Summary of significant accounting policies

2.1

As per our attached report of even date


For S. V. Ghatalia & Associates LLP
Chartered Accountants
ICAI Firm Registration No.:103162W

per Pramod Kumar Bapna
Partner
Membership No.: 105497

Place : Mumbai
Date : 26 AUG 2013

For and on behalf of the Board of Directors
of Holcim (India) Private Limited

Manish Agarwal Director
Mark Schmidt Director
Niraj Bansal Company Secretary
21/08/2013 21/08/2013 26/08/2013



AS

Holcim (India) Private Limited

Notes to Interim Financial Statements for the period ended March 31, 2013

1. Nature of Operations

Holcim (India) Private Limited (the "Company"), a wholly owned subsidiary of Holderind Investments Limited, Mauritius, is formed to act as an investment company for downstream investment in cement manufacturing ventures in India.

2. Basis of Preparation

The financial statements of the Company have been prepared in accordance with generally accepted accounting principles in India (Indian GAAP). The Company has prepared these financial statements to comply in all material respects with Accounting Standard (AS) 25 Interim Financial Reporting notified under the Companies (Accounting Standards) Rules, 2006, (as amended) and the relevant provisions of the Companies Act, 1956. The financial statements have been prepared on an accrual basis and under the historical cost convention.

These interim financial statements have been prepared for internal use of the management in relation to the proposed scheme of amalgamation of the Company (refer note 20).

2.1. Summary of significant accounting policies

a. Use of estimates

The preparation of financial statements in conformity with generally accepted accounting principles requires management to make estimates and assumptions that affect the reported amounts of assets and liabilities and disclosure of contingent liabilities at the date of the financial statements and the results of operations during the reporting period end. Although these estimates are based upon management's best knowledge of current events and actions, actual results could differ from these estimates.

b. Tangible Fixed Assets

Fixed Assets are stated at cost less accumulated depreciation. Cost comprises the purchase price and any attributable cost of bringing the asset to its working condition for its intended use.

c. Depreciation on tangible fixed assets

Depreciation is provided pro-rata up to the period of use, based on the straight-line method over the estimated useful lives of the assets at the rates higher than the rates prescribed in Schedule XIV of the Companies Act, 1956:


Particulars	Rates %
Computer Equipment	33.34

Assets costing individually less than Rs. 5,000 are depreciated fully in the year of purchase.


d. Investments

i. Recognition and measurement

Investments that are intended to be held for more than a year, from the date of acquisition, are classified as long-term investments and are carried at cost. However provision for diminution in value of investments is made to recognize a decline, other than temporary, in the value of the investments. Investments other than long-term investments being current investments are valued at cost or fair value whichever is lower, determined on an individual basis.



Handwritten signature



Handwritten initials

Holcim (India) Private Limited

Notes to Interim Financial Statements for the period ended March 31, 2013

ii. Presentation and Disclosure

Investments which are readily realizable and intended to be held for not more than one year from the balance sheet date are classified as current investments. All other investments are classified as non-current investments.

e. **Revenue Recognition**

Revenue is recognized to the extent that is probable that the economic benefits will flow to the Company and the revenue can be reliably measured. The following specific recognition criteria must also be met before revenue is recognized:

Interest

Revenue is recognized on a time proportion basis taking into account the amount outstanding and the rate applicable.

Dividends

Revenue is recognised when the Company's right to receive payment is established by the balance sheet date.

f. **Earnings per Share**


Basic earnings per share are calculated by dividing the net profit or loss for the period attributable to equity shareholders by the weighted average number of equity shares outstanding during the period. For the purpose of calculating diluted earnings per share, the net profit or loss for the period attributable to equity shareholders and the weighted average number of shares outstanding during the period are adjusted for the effects of all dilutive potential equity shares.

g. **Taxation**

Tax expense comprises current and deferred tax. Current income tax is measured at the amount expected to be paid to the tax authorities in accordance with the Income Tax Act, 1961. Deferred income tax reflects the impact of current year timing differences between taxable income and accounting income for the year and reversal of timing differences of earlier years.

Deferred tax is measured based on the tax rates and the tax laws enacted or substantively enacted at the balance sheet date. Deferred tax assets are recognised only to the extent that there is reasonable certainty that sufficient future taxable income will be available against which such deferred tax assets can be realised. In the situations where the Company has unabsorbed depreciation or carry forward tax losses, all deferred tax assets are recognised only if there is virtual certainty supported by convincing evidence that they can be realised against future taxable profits.

At each balance sheet date the Company re-assesses unrecognised deferred tax assets. It recognizes unrecognized deferred tax assets to the extent that it has become reasonably certain or virtually certain, as the case may be that sufficient future taxable income will be available against which such deferred tax assets can be realised.



SB



AS

Holcim (India) Private Limited

Notes to Interim Financial Statements for the period ended March 31, 2013

h. Foreign Currency transactions

(i) Initial Recognition

Foreign currency transactions are recorded in the reporting currency, by applying to the foreign currency amount the exchange rate between the reporting currency and the foreign currency at the date of the transaction.

(ii) Conversion

Foreign currency monetary items are reported using the closing rate. Non-monetary items which are carried in terms of historical cost denominated in a foreign currency are reported using the exchange rate at the date of the transaction.

(iii) Exchange Differences


Exchange differences arising on the settlement of monetary items or on reporting company's monetary items at rates different from those at which they were initially recorded during the year, or reported in previous financial statements, are recognised as income or as expenses in the year in which they arise.

i. Provision

A provision is recognized when the Company has a present obligation as a result of past events and it is probable that an outflow of resources will be required to settle the obligation, in respect of which a reliable estimate can be made. Provisions are not discounted to their present value and are determined based on management estimate required to settle the obligation at the balance sheet date. These are reviewed at each balance sheet date and adjusted to reflect the current best estimates.

j. Cash and Cash Equivalents

Cash and Cash Equivalents for the purpose of Cash Flow Statement comprise cash at bank and in hand and short-term investments with an original maturity of three months or less.



San



AS

3. Share capital

	As at 31.03.2013	As at 31.12.2012
	Rs.	Rs.
Authorized shares		
6,350,000,000 (Previous Year : 6,350,000,000) Equity Shares of Rs.10/- each	63'500'000'000	63'500'000'000
115,000 (Previous Year : 115,000) 6% cumulative redeemable preference shares of Rs. 100,000/- each	11'500'000'000	11'500'000'000
Issued, subscribed and fully paid-up shares		
5,690,385,095 (Previous Year 5,690,385,095) Equity Shares of Rs. 10/- each	56'903'850'950	56'903'850'950
Total issued, subscribed and fully paid-up share capital	56'903'850'950	56'903'850'950

(a) Reconciliation of the shares outstanding at the beginning and at the end of the reporting period

Equity shares

	As at 31.03.2013		As at 31.12.2012	
	No. of Shares	Rs.	No. of Shares	Rs.
At the beginning of the period / year	5'690'385'095	56'903'850'950	2'151'976'740	21'519'767'400
Issued during the three months period ended 31 March 2013 and 31 March 2012	-	-	-	-
Issued during the period 1 April 2012 to 31 December 2012	-	-	3'538'408'355	35'384'083'550
Outstanding at the end of the period / year	5'690'385'095	56'903'850'950	5'690'385'095	56'903'850'950

Preference shares

	As at 31.03.2013		As at 31.12.2012	
	No. of Shares	Rs.	No. of Shares	Rs.
At the beginning of the period / year	-	-	3'051	305'100'000
Issued during the three months period ended 31 March 2013 and 31 March 2012	-	-	-	-
Issued during the period 1 April 2012 to 31 December 2012	-	-	23'490	2'349'000'000
Redeemed during the three months period ended 31 March 2013 and 31 March 2012	-	-	-	-
Redeemed during the period 1 April 2012 to 31 December 2012	-	-	(26'541)	(2'654'100'000)
Outstanding at the end of the period / year	-	-	-	-

(b) Terms/ rights attached to equity shares

The Company has only one class of equity shares having par value of Rs.10 per share. Each holder of equity shares is entitled to one vote per share. The Company declares and pays dividends in Indian rupees. The dividend proposed by the Board of Directors is subject to the approval of the shareholders in the ensuing Annual General Meeting.

During the period ended March 31, 2013, the amount of per share dividend recognised as distribution to equity shareholders is Nil (previous year ended 31 December 2012: Rs.0.061454).

In the event of liquidation of the Company, the holders of equity shares will be entitled to receive remaining assets of the Company, after distribution of all preferential amounts. The distribution will be in proportion to the number of equity shares held by the shareholders.

(c) Terms of redemption of cumulative redeemable preference shares

The Company had only one class of Preference shares redeemable after 5 years or at the option of the Company. During the year ended 31 December 2012 the Company issued 23,490 cumulative preference shares of Rs. 100,000 each at par pursuant to scheme of amalgamation. Also during the year ended 31 December 2012 the Company redeemed all the preference shares at par value. The cumulative redeemable preference shares carried a dividend @ 6% per annum which was waived of by the preference shareholders.

(d) Shares held by holding/ ultimate holding company and/ or their subsidiaries/ associates

Out of equity and preference shares issued by the Company, shares held by its holding company, ultimate holding company and their subsidiaries/ associates are as below:

	As at 31.03.2013	As at 31.12.2012
	Rs.	Rs.
Holderind Investments Limited, Mauritius, the holding company		
5,690,385,094 (Previous Year 5,690,385,094) Equity Shares of Rs. 10/- each are held by Holderind Investments Limited, Mauritius, the holding Company and 1 (Previous Year 1) Equity Share of Rs 10/- is held by its nominee.	56'903'850'950	56'903'850'950

(e) Aggregate number of bonus shares issued, shares issued for consideration other than cash and shares bought back during the period of five years immediately preceding the reporting date:

	As at 31.03.2013	As at 31.12.2012
	Rs.	Rs.
Equity shares allotted as fully paid-up pursuant to the scheme of amalgamation with Ambuja Cement India Pvt. Ltd.	3'538'408'355	3'538'408'355
Preference shares Redeemed by the Company	2'654'100'000	2'654'100'000



(f) Details of shareholders holding more than 5% shares in the Company

Name of the shareholder	As at 31.03.2013		As at 31.12.2012	
	No.	% holding in the class	No.	% holding in the class
<i>Equity shares of Rs.10 each fully paid</i>				
Holderind Investments Limited, Mauritius, the holding company and its Nominee	5'690'385'095	100.00%	5'690'385'095	100.00%

As per records of the Company, including its register of shareholders / members and other declarations received from shareholders regarding beneficial interest, the above shareholding represents beneficial ownerships of shares.

(Handwritten mark)

(Handwritten signature)



(Handwritten marks)



Holcim (India) Private Limited
Notes to the Interim Financial Statements for the period ended March 31, 2013

4. Reserves and surplus

	As at 31.03.2013 Rs.	As at 31.12.2012 Rs.
Capital redemption reserve		
Balance as per the last financial statements	2'654'100'000	-
Add: Additions during the three months period ended 31 March 2013 and 31 March 2012	-	-
Add: Additions during the period 1 April 2012 to 31 December 2012	-	2'654'100'000
Closing Balance	2'654'100'000	2'654'100'000
Securities premium account		
Balance as per the last financial statements	37'575'313'643	-
Add: Premium on issue of equity shares during the three months period ended 31 March 2013 and 31 March 2012	-	-
Add: Premium on issue of equity shares during the period 1 April 2012 to 31 December 2012	-	37'575'313'643
Closing Balance	37'575'313'643	37'575'313'643
Amalgamation Adjustment Reserve		
Balance as per the last financial statements	29'819'865'483	29'819'865'483
Closing Balance	29'819'865'483	29'819'865'483
Surplus/ (deficit) in the statement of profit and loss		
Balance as per last financial statements	(380'028'135)	(397'712'905)
Profit for the the three months period ended 31 March 2013 and 31 March 2012	1'658'332	1'819'219'485
Profit for the period 1 April 2012 to 31 December 2012	-	1'202'261'505
Less: Appropriations		
Interim equity dividend of Rs. 0.061454 per share paid during the period 1 April 2012 to 31 December 2012	-	(349'696'220)
Transfer to Capital redemption reserve during the period 1 April 2012 to 31 December 2012	-	(2'654'100'000)
Total appropriations	-	(3'003'796'220)
Net surplus in the statement of profit and loss	(378'369'803)	(380'028'135)
Total reserves and surplus	69'670'909'323	69'669'250'991

Handwritten mark

Handwritten signature



Handwritten initials

Holcim (India) Private Limited
Notes to the Interim Financial Statements for the period ended March 31, 2013

5. Trade Payables and Other current liabilities

	As at 31.03.2013 Rs.	As at 31.12.2012 Rs.
Trade payables for Goods, Services & Expenses (Refer Note 17)	3'553'714	5'153'859
	<u>3'553'714</u>	<u>5'153'859</u>

6. Provisions

	As at 31.03.2013 Rs.	As at 31.12.2012 Rs.
Provision for Income taxes (net of advance tax)	42'002'633	47'565'765
	<u>42'002'633</u>	<u>47'565'765</u>

7. Tangible assets

	Computer equipment Rs.
Cost	
At 01.01.2012	69'472
Additions during the period 1 January 2012 to 31 March 2012	-
Additions during the period 1 April 2012 to 31 December 2012	101'810
Disposals	-
At 31.12. 2012	171'282
Additions	-
Disposals	-
At 31.03.2013	171'282
Depreciation	
At 01.01.2012	69'472
Charge for the period 1 January 2012 to 31 March 2012	-
Charge for the period 1 April 2012 to 31 December 2012	11'312
Disposals	-
At 31.12. 2012	80'784
Charge for the period	8'484
Disposals	-
At 31.03.2013	89'268
Net Block	
At 31.12. 2012	90'498
At 31.03.2013	82'014

8. Non-current investments

	As at 31.03.2013 Rs.	As at 31.12.2012 Rs.
Long -Term, Non Trade Investments (At cost)		
Quoted equity instruments		
Investment in subsidiary company (Quoted) :		
93,888,120 (Previous Period 93,888,120) Equity Shares of Rs. 10 each in ACC Limited	105'385'659'175	105'385'659'175
Other investment		
150,670,120 (Previous Period 150,670,120) Equity Shares of Rs. 2 each in Ambuja Cements Limited	21'163'125'055	21'163'125'055
	<u>126'548'784'230</u>	<u>126'548'784'230</u>

Aggregate value of quoted investments:

Book value	126'548'784'230	126'548'784'230
Market Value	134'968'841'018	164'473'305'836

10

Signature



Handwritten initials/signature

Holcim (India) Private Limited
Notes to the Interim Financial Statements for the period ended March 31, 2013

9. Loans and advances

	Non-current		Current	
	As at 31.03.2013	As at 31.12.2012	As at 31.03.2013	As at 31.12.2012
	Rs.	Rs.	Rs.	Rs.
Advances recoverable in cash or kind				
Unsecured considered good	-	-	1'000'000	-
Others				
Advance income tax (Net of provision for taxation)	1'616'693	1'616'693	-	-
Total	1'616'693	1'616'693	1'000'000	-



10. Cash and bank balances

	Non-current		Current	
	As at 31.03.2013	As at 31.12.2012	As at 31.03.2013	As at 31.12.2012
	Rs.	Rs.	Rs.	Rs.
Cash and cash equivalents				
Balances with banks:				
- On current accounts	-	-	5'072'214	4'965'434
- Deposits with original maturity of less than three months	-	-	63'500'000	70'000'000
	-	-	68'572'214	74'965'434

11. Other current assets

	Current	
	As at 31.03.2013	As at 31.12.2012
	Rs.	Rs.
Interest accrued on fixed deposits	261'469	364'710
	261'469	364'710







Holcim (India) Private Limited
Notes to the Interim Financial Statements for the period January 01, 2013 to March 31, 2013

12. Other income

	For the period January 01,2013 to March 31, 2013 Rs.	For the period January 01,2012 to March 31, 2012 Rs.
Dividend Income (on Long term non-trade Investments)		
From Subsidiary Company	-	1'596'098'040
From Others	-	271'206'216
Interest income on Bank deposits	1'281'635	420'029
Interest income on income tax refund	2'662'491	-
Liabilities/Provisions no longer required written back	1'172'354	-
	<u>5'116'480</u>	<u>1'867'724'285</u>

13 (a). Other expenses

	For the period January 01,2013 to March 31, 2013 Rs.	For the period January 01,2012 to March 31, 2012 Rs.
Rates and Taxes	31'874	1'370
Traveling and Conveyance	84'867	177'308
Legal and Professional Charges	480'514	1'653'386
Auditors' Remuneration (Including service tax)		
Audit Fees (Includes Rs.86,520 relating to earlier period)	535'960	495'072
Out of pocket expenses	-	1'900
Miscellaneous Expenses	71'720	49'830
	<u>1'204'935</u>	<u>2'378'866</u>

13 (b). Interest and finance cost


	For the period January 01,2013 to March 31, 2013 Rs.	For the period January 01,2013 to March 31, 2012 Rs.
Interest on late payment of Tax Deducted at Source and income tax	482'143	678'847
	<u>482'143</u>	<u>678'847</u>

14. Earnings per share (EPS)

The following reflects the profit and share data used in the basic and diluted EPS computations:

	For the period January 01,2013 to March 31, 2013 Rs.	For the period January 01,2013 to March 31, 2012 Rs.
Profit after tax	1'658'332	1'819'219'485
Net profit for calculation of basic and diluted EPS	<u>1'658'332</u>	<u>1'819'219'485</u>
Total number of equity shares outstanding at the beginning of the period	5'690'385'095	2'151'976'740
Weighted average effect of equity shares to be issued pursuant to amalgamation	-	3'538'408'355
Weighted average number of equity shares in calculating basic and diluted EPS	5'690'385'095	5'690'385'095
Basic and Diluted EPS (not annualised)	0.01	0.32

DM



AS

Holcim (India) Private Limited

Notes to Interim Financial Statements for the period ended March 31, 2013

15. As per Accounting Standard 22, Accounting for Taxes on Income, the Company would have a net deferred tax asset, primarily relating to carry forward losses under tax laws. The Company's major business is that of holding long-term Investments from which the management does not expect a taxable cash flow in the foreseeable future. Since receipt of such amount cannot be established with virtual certainty supported by convincing evidence, no deferred tax asset has been recognized.

16. Related Party Disclosures

List of Related Parties:

- Where control exists	
Holcim Ltd, Switzerland	Ultimate Parent Company
Holderind Investments Ltd, Mauritius	Parent Company
ACC Limited	Subsidiary Company


-Where transactions have taken place	
Ambuja Cement Limited	Fellow Subsidiary Company

Sr. No.	Particulars	Period ended	Holding Company	Subsidiary Company	Fellow Subsidiaries
1	Reimbursement (paid)/ received ACC Ltd.	March 31, 2013	-	(22,044)	-
		March 31, 2012	-	(21,132)	-
2	Dividend Income ACC Ltd. Ambuja Cement Limited	March 31, 2013	-	-	-
		March 31, 2012	-	1,596,098,040	-
		March 31, 2013	-	-	-
		March 31, 2012	-	-	271,206,216
3	Balance outstanding at the end of the period Current Liabilities ACC Ltd.	March 31, 2013	-	22,044	-
		December 31, 2012	-	-	-

17. There are no Micro and Small Enterprises, as defined in the Micro, Small, Medium Enterprises Development Act, 2006, to whom the Company owes any dues. The Company has ascertained the status of entities being micro and small enterprises on the basis of information available with it. This has been relied upon by the auditors.

18. The Company has only one Business segment 'Investments' as primary segment and one geographical segment 'Domestic' as secondary segment.

19. The Company does not have any exposure in foreign currency at the period end.



Devi



AS

Holcim (India) Private Limited
Notes to Interim Financial Statements for the period ended March 31, 2013


20. Subsequent to the balance sheet date, the Board of Directors of the Company in their meeting held on July 24, 2013 have approved a Scheme of amalgamation to amalgamate the Company into Ambuja Cements Limited as a going concern from the appointed date of 1 April 2013, subject to the requisite regulatory approvals.
21. These being interim financial statements, the comparative figures for the purpose of balance sheet are for the year ended December 31, 2012 and the comparative figures for the purpose of the statement of profit and loss and the cash flow statement are for the three months period ended March 31, 2012. These comparative figures have been re-grouped where necessary to conform to the current period's classification.

As per our attached report of even date


For S. V. GHATALIA & ASSOCIATES LLP
Chartered Accountants
ICAI Firm Registration No. 103162W


For and on behalf of the Board of Directors
of Holcim (India) Private Limited



per Pramod Kumar Bapna
Partner
Membership No.: 105497



Place: Mumbai
Date: 26 AUG 2013


Manish A
Director
(MANISH AGARWAL)
21/08/2013


Director
(MARK SCHMIDT)
21/08/2013


Company Secretary
(NIRAJ BANSAL)
26/08/2013

