

Ambuja Cement

ACL/SK/ENV/09-17/280

Date: 22/09/2017

West Bengal Pollution Control Board
(Department of Environment, Govt of West Bengal)
Howrah Regional Office
"Minority Bhawan", 5th Floor
Alipore
Kolkata – 700 027

Received
Contents Not Verified
W. B. Pollution Control Board
Howrah Regional Office

A. Arun Kumar Jha
22/9/17

Kind Attention : Mr Arup K Dey
Environmental Engineer & In-Charge of Office

Sub: Environment Statement for the Financial Year ending the 31st March 2017


Dear Sir,

Enclosed please find the Environment Statement (Form-V) of our unit for the year 2016 – 2017.

Thanking you

Yours faithfully

for Ambuja Cements Limited
Unit:Sankrail


Arun Kumar Jha
Sr. Vice President & Unit Head

Encl : as above

Slater

AMBUJA CEMENTS LIMITED

Unit : Sankrail

Jaladhulagori, Vill. & P.O. : Dhulagori, P.S. : Sankrail, Dist. : Howrah (W.B.) - 711302

Phone : 033 - 6608 7100 (4 Lines), Fax : 033 2679 8423

(Regional Off. : "INDICON VIVA", 6th Floor, 53A, Leela Roy Sarani, Kolkata - 700 019, Phone : 033 - 4403 3900, Fax : 2461 7744 / 8413)

(Regd. Off. : P.O. : Ambujanagar, Taluka : Kodinar, District : Gir Somnath, Gujarat - 362715)

CIN Nos L26942GJ1981 PLC004717, Website : www.ambujacement.com

[FORM – V]
(See Rule – 14)

Environmental Statement for the financial year ending the 31st March 2017

PART - A

- i) Name and Address of the Owner/Occupier of the industry operation or process : Ambuja Cements Limited, Unit :Sankrail, Jaladhulagari P.O. & Vill - Dhulagori Sankrail, Howrah – 711 302 West Bengal
- ii) Industry Category : Cement Grinding Unit [Large Scale]
Primary - (STS Code) :
Secondary – (Sic Code) :
- iii) Production Capacity – Units : 2.40 million ton cement per year
- iv) Year of establishment : 2001
- v) Data of the last environmental Statement submitted : 28.09.2016

PART - B


Water & Raw Materials Consumption

1. Water Consumption m³/d : 238 (approx)
2. Process m³/d : Nil
3. Domestic m³/d : 77 (approx)
4. Boiler Feeding m³/d : Nil
5. Cooling / Industrial m³/d : 161 (approx)

Name of the Products	Process water consumption per unit of product output	
	During the previous Financial Year	During the Current Financial Year
	(1)	(2)
Cement	Not Applicable, Cement Production is a dry process	

2. Raw Material Consumption			
Name of Raw Materials	Name of product	Consumption of Raw Material per unit of output	
		During the previous Financial Year	During the Current Financial Year
Clinker	Cement	1022769	1080047
Gypsum		64662	61916
Fly ash		450731	498260
Granulated Slag		4252	6401

* Industry may use codes if details of raw material would violate contractual obligations otherwise all industries have to name the raw materials used.



Alaka

PART - C

Pollutant discharged to environment/unit of output
(Parameters as specified in the consent issued)

Pollutants	Quantity of Pollutants discharged [mass/day]	Concentrations of Pollutants discharges [mass/day]	Percentage of variation from prescribed standards with reasons
SPM from	Nm ³ /h	mg/Nm ³	
Cement Mill-1 Hopper	10701	11	NA
Cement Mill-1 Venting	24597	07	NA
Roller Press	27580	19	NA
Cement Mill-2 Hopper	9111	28	NA
Cement Mill-2 Venting	22038	21	NA
Cement Mill-2 Separator	26379	17	NA
Packer-1	30741	15	NA
Packer-2	28440	13	NA
Packer-3	27866	12	NA
Packer-4	28669	19	NA
DG-1	24083	37	NA
DG-2	21644	51	NA

PART - D

HAZARDOUS WASTES

(As specified under Hazardous Wastes/Management and Handling Rules, 1989)

Hazardous Waste	Total quantity [kg]	
	During the previous financial year	During the current financial year
a) From Process	NA	NA
b) From Pollution Control Facilities	NA	NA


PART - E

SOLID WASTES

Hazardous Waste	Total quantity [kg]	
	During the previous financial year	During the current financial year
a) From Process	NA	NA
b) From Pollution Control Facilities	NA	NA
c 1) Quantity recycled or reutilized within the unit	No solid waste is generated from Process and Pollution Control facilities	
c 2) Sold	--	--
c 3) disposed	--	--

PART - F

Please specify the characterization (in terms of composition and quantum) of hazardous as well as solid wastes and indicate disposal practice adopted for both these categories of wastes.



Used oil originating from compressors, pumps and other machinery are collected in oil drums. Similarly used oil is generated in the DG sets. This is also collected in drums. After filling in the barrels they are temporarily stored in a yard provided with pavement, curb walls. Waste oil generated in the DG sets is collected and stored in a tank. These Waste oil/Used oil are then sold to State Pollution Control Board certified & registered agencies having adequate facility for refining and disposal of hazardous waste.

PART - G

Impact of the pollution abatement measures taken on conservation of natural resources on the cost of the production.

The dust collected in bag filters is recycled in process. The activities of the company have no adverse effect on the natural resources. Moreover 30% [approx] of clinker [ultimately saved approx 46% of lime stone, which is a natural resource] is saved by using fly ash, which is a waste from Thermal Power Plant.

PART - H


Additional measures investment proposal for environment protection including abatement of pollution, prevention of pollution.

Additional investment proposed in the Budget 2016-2017 is ₹ 71 lac.
Expenditure regarding Capex for this financial year is ₹ 10.32 lac.

PART - I


Any other particular for improving the quality of the environment.

1. Installed Continuous Ambient Air Quality Monitoring Station (CAAQMS) at plant to monitor Ambient Air Quality continuously and LED display board installed at the Main gate facing the road for the public.
2. Meteorological station comprising facilities to monitor rainfall, maximum and minimum temperature, relative humidity, barometric pressure, wind direction and velocity has been established
3. Installed Continuous Environment Monitoring Systems at various chimney stacks.
4. Concretization of truck yard [15000 m²].
5. Reuses of recycled water from Sewage Treatment Plant for dust suppression and gardening.
6. Deployment of Industrial Vacuum Cleaner to clean the accumulated material at pit during maintenance.
7. Development and installation of network of dust collection at plant through Industrial Vacuum Cleaner.
8. Recycling of dust collected at plant through Industrial Vacuum Cleaner.
9. Plant road cleaning with the help of Roots Hako cleaner.
10. Roof top rain water harvesting at colony building.
11. Plantation at different locations of plant.
12. Conducting public awareness programs in the neighborhood for public in environmental and safety aspects.
13. Environmental Management System (EMS) in line with ISO 14001:2004 is implemented and certified by M/s Det Norske Veritas GL, Kolkata, which is valid up to 15.09.2018, which helps to Improve Employee morale, tracks objectives and targets measurable and their improvement. It also helps to quantify, monitor and controlling the impact of operations on the environment both in present and future.
14. Energy Management System (EnMS) in line with ISO 50001:2011 is implemented and certified by M/s Det Norske Veritas GL, Kolkata, which is valid up to 11.08.2020.
15. Roller Press has been installed as a pre-grinder to Cement Mill-1 helps to reduce energy consumption.



Alaka

16. "World Environment Day" celebrated at plant for employees and neighborhood to create the environmental awareness.
17. Earth hour is organized at township by switching off all the lights to conserve energy and to spread awareness towards environment.
18. Earth day were celebrated with organized events to create awareness towards Mother Earth.
19. LED lights are installed at plant roads and Security Barrack for conservation of energy.
20. Energy efficient lights installed at various office locations.
21. Nibs trap installed at both cement mills to collect nibs generated during cement grinding to reduce unwanted load in cement mills, results reduction of power consumption.
22. Identification of e wastes and disposal to authorized party.
23. Recycled water sprinkling on roads through water sprinkler.
24. Excavated ponds at nearby villages to harvest rain water.
25. Promote and awareness given to villagers to produce paddy through SRI cultivation which saves more yield and need less water consumption.
26. Provided RO water through installation at five no. of RO plant in the villages.
27. Sanitation program awareness conducted at villages to make open defecation free villages.
28. Toilet construction supports to individuals at villages.
29. Live stock vaccination camps were held at villages.



Alaka