

The financial details for the previous 3 years as per the audited statement of Accounts:


Name of the Company: Ambuja Cements Limited (Transferee Company) - Standalone

(Rs. in Crores)

Particulars	For the period	As per last Audited Financials	1 year prior to the last Audited Financial Year	2 years prior to the last Audited Financial Year
	From 01-04-2024 to 30-09-2024	Twelve Months FY ended March 2024	Fifteen Months FY ended March 2023	Twelve Months FY ended December 2021
Equity Paid up Capital	492.62	439.54	397.13	397.13
Reserves and surplus	45,432.15	33,787.31	23,108.38	21,807.80
Carry forward losses	-	-	-	-
Net Worth	45,924.77	37,006.50	28,505.54	22,204.93
Miscellaneous Expenditure (No such head in INDAS FS)	-	-	-	-
Secured Loans	-	-	-	-
Unsecured Loans (Current Maturities+ non-current)	37.22	36.78	47.71	46.94
Fixed Assets (PPE, ROU, CWIP, Goodwill and Other Intangible assets)	13479.49	10,351.72	9,461.62	8,622.18
Income from Operations	8729.03	17,919.34	19,985.43	13,979.04
Total Income	9,414.37	18,771.97	20,937.70	14,260.22
Total Expenditure (Including exceptional items)	7,977.73	15,664.52	17,882.65	11,465.34
Profit before Tax	1,436.64	3,107.45	3,055.05	2,787.90

**Ambuja Cements Limited**
**Registered Office:**

Adani Corporate House  
Shantigram, Near Vaishno Devi Circle,  
S. G. Highway, Khodiyar,  
Ahmedabad – 382 421, Gujarat, India  
Ph +91 79-2656 5555  
www.ambujacement.com  
CIN: L26942GJ1981PLC004717




Profit after Tax	1,068.05	2,334.69	2,553.49	2,083.19
Cash profit (PAT+ Depreciation+ Deferred tax)	1689.83	3323.31	3,391.09	2,648.85
EPS (Diluted)	4.36	10.88	12.49	10.49
Book value (Networth / No. of shares outstanding as at year end)	186.55	168.39	143.56	111.83

**For, Ambuja Cements Limited**

*Manish Mistry*

**Manish Mistry**  
**Company Secretary & Compliance Officer**



**Ambuja Cements Limited**

**Registered Office:**

Adani Corporate House  
Shantigram, Near Vaishno Devi Circle,  
S. G. Highway, Khodiyar,  
Ahmedabad – 382 421, Gujarat, India  
Ph +91 79-2656 5555  
www.ambujacement.com  
CIN: L26942GJ1981PLC004717

The financial details for the previous 3 years as per the audited statement of Accounts

Name of the Company: **Ambuja Cements Limited Consolidated Financial Statements**


(Rs. in Crores)

Particulars	For the period	As per last Audited Financials	1 year prior to the last Audited Financial Year	2 years prior to the last Audited Financial Year
	From 01-04-2024 to 30-09-2024	Twelve Months FY ended March 2024	Fifteen Months FY ended March 2023	Twelve Months FY ended December 2021
Equity Paid up Capital	492.62	439.54	397.13	397.13
Reserves and surplus	49883.03	38,232.49	26,301.04	24,956.61
Carry forward losses	-	-	-	-
Net Worth	58,915.93	50,842.52	38,756.55	32,498.77
Miscellaneous Expenditure (No such head in INDAS FS)	-	-	-	-
Secured Loans	-	-	-	-
Unsecured Loans (Current Maturities+ non-current)	40.52	36.78	47.71	46.94
Fixed Assets (PPE, ROU, CWIP, Goodwill and Other Intangible assets)	47329.08	34,852.79	26,077.36	24,421.29
Income from Operations	15,827.59	33,159.64	38,937.03	28,965.46
Total Income	16,556.34	34,326.04	39,674.74	29,317.90
Total Expenditure (Including exceptional items)	14755.21	28452.84	35973.27	24173.66

**Ambuja Cements Limited**


**Registered Office:**

Adani Corporate House  
Shantigram, Near Vaishno Devi Circle,  
S. G. Highway, Khodiyar,  
Ahmedabad – 382 421, Gujarat, India  
Ph +91 79-2656 5555  
www.ambujacement.com  
CIN: L26942GJ1981PLC004717




Profit before Tax	1,806.73	5896.10	3,729.49	5,164.47
Profit after Tax	1,256.07	4,734.63	3,024.38	3,711.04
Cash profit (PAT+ Depreciation+ Deferred tax)	2383.15	6494.61	4,603.56	4,989.98
EPS (Diluted)	4.47	16.67	12.64	14.00
Book value (Networth / No. of shares outstanding as at year end)	239.19	231.35	195.18	163.67

**For, Ambuja Cements Limited**



**Manish Mistry**  
Company Secretary & Compliance Officer




**Ambuja Cements Limited**

**Registered Office:**

Adani Corporate House  
Shantigram, Near Vaishno Devi Circle,  
S. G. Highway, Khodiyar,  
Ahmedabad – 382 421, Gujarat, India  
Ph +91 79-2656 5555  
[www.ambujacement.com](http://www.ambujacement.com)  
CIN: L26942GJ1981PLC004717

**THE FINANCIAL DETAILS IN THE PRESCRIBED FORMAT IS AS UNDER**
**Penna Cement Industries Limited (Transferor Company) - Standalone**
**(Rs. in Crores)**

	For the period	As per last Audited Financials	1 year prior to the last Audited Financial Year	2 years prior to the last Audited Financial Year
	From 01-04-2024 to 15-08-2024	2023-24	2022-23	2021-22
Equity Paid up Capital	133.80	133.80	133.80	133.80
Reserves and surplus	3398.78	334.63	869.26	1067.98
Carry forward losses	(539.52)	-	-	-
Net Worth	2993.06	468.43	1003.06	1201.78
Miscellaneous Expenditure	-	-	-	-
Secured Loans	4.93	1166.07	1111.36	931.83
Unsecured Loans	1102.76	715.27	211.79	94.38
Fixed Assets	1955.09	2179.65	2188.83	2319.90
Income from Operations	139.81	1219.24	1952.48	3151.29
Total Income	143.43	1222.07	1955.34	3153.09
Total Expenditure	1108.73	1993.27	2226.58	3039.67
Profit before Tax	(965.30)	(771.21)	(271.24)	113.42
Profit after Tax	(845.37)	(528.11)	(192.64)	47.17
Cash profit	(538.65)	182.03	164.33	362.76
EPS (Diluted)	(63.18)	(39.47)	(14.40)	3.53
Book value per share	223.70	35.01	74.97	89.82


**Registered Office**

Penna Cement Industries Ltd.  
8-3-975, Plot No 128,  
Srinagar Colony,  
Hyderabad- 500073  
Telangana, India

**Corporate Office**


Adani Corporate House  
Shantigram, S. G. Highway  
Khodiyar, Ahmedabad – 382421  
Gujarat, India  
Ph +91 79-2656 5555

CIN: U26942TG1991PLC013359

**Penna Cement Industries Limited (Transferor Company) - Consolidated**
**(Rs. in Crores)**

	For the period	As per last Audited Financials	1 year prior to the last Audited Financial Year	2 years prior to the last Audited Financial Year
	From 01-04-2024 to 15-08-2024	2023-24	2022-23	2021-22
Equity Paid up Capital	133.80	133.80	133.80	133.80
Reserves and surplus	3999.47	387.05	911.67	1099.12
Carry forward losses	(685.17)	-	-	-
Net Worth	3448.10	520.85	1045.47	1232.92
Miscellaneous Expenditure	-	-	-	-
Secured Loans	40.63	1767.38	1467.90	1244.08
Unsecured Loans	1102.76	706.84	117.46	16.46
Fixed Assets	2074.98	2315.02	2270.74	2403.24
Income from Operations	155.25	1241.70	2001.59	3204.22
Total Income	159.71	1250.93	2015.44	3209.00
Total Expenditure	1136.71	2012.07	2280.63	3119.00
Profit before Tax	(1103.14)	(761.14)	(265.18)	90.00
Profit after Tax	(980.35)	(517.40)	(186.41)	23.72
Cash profit	(661.09)	103.36	179.90	395.58
EPS (Diluted)	(73.27)	(38.67)	(13.93)	1.77
Book value per Share	257.71	38.93	78.14	92.15

**FOR, PENNA CEMENT INDUSTRIES LIMITED**

**BHAVIK PARIKH**  
**COMPANY SECRETARY**

**Registered Office**

Penna Cement Industries Ltd.  
8-3-975, Plot No 128,  
Srinagar Colony,  
Hyderabad- 500073  
Telangana, India

**Corporate Office**

Adani Corporate House  
Shantigram, S. G. Highway  
Khodiyar, Ahmedabad – 382421  
Gujarat, India  
Ph +91 79-2656 5555

CIN: U26942TG1991PLC013359