

## Annexure 6

### Shareholding Pattern under Regulation 31 of SEBI (Listing Obligations and Disclosure Requirements) Regulations, 2015

1.	Name of Listed Entity: PENNA CEMENT INDUSTRIES LIMITED
2.	Scrip Code/Name of Scrip/Class of Security: Equity Shares
3.	Share Holding Pattern Filed under: <b>Reg. 31(1)(b) : Pre-Amalgamation</b>
	a. If under 31(1)(b) then indicate the report for Quarter : N.A.
	b. If under 31(1)(c) then indicate date of allotment/extinguishment
4.	Declaration: The Listed entity is required to submit the following declaration to the extent of submission of information:-

	Particulars	Yes*	No*
1	Whether the Listed Entity has issued any partly paid up shares?	-	-
2	Whether the Listed Entity has issued any Convertible Securities or Warrants?	-	-
3	Whether the Listed Entity has any shares against which depository receipts are issued?	-	-
4	Whether the Listed Entity has any shares in locked-in?	-	No
5	Whether any shares held by promoters are pledge or otherwise encumbered?	-	No

\* If the Listed Entity selects the option 'No' for the questions above, the columns for the partly paid up shares, Outstanding Convertible Securities/Warrants, depository receipts, locked-in shares, No of shares pledged or otherwise encumbered by promoters, as applicable, shall not be displayed at the time of dissemination on the Stock Exchange website. Also wherever there is 'No' declared by Listed Entity in above table the values will be considered as 'Zero' by default on submission of the format of holding of specified securities.



**Penna Cement Industries Limited**
**Table I - Summary Statement holding of specified securities**

Category	Category of shareholder	Nos. of shareholders	No. of fully paid up equity shares held	No. of Partly paid-up equity shares held	No. of shares underlying Depository Receipts	Total nos. shares held	Shareholding as a % of total no. of shares (calculated as per SCRR, 1957)	Number of Voting Rights held in each class of securities			No. of Shares Underlying Outstanding convertible securities (including Warrant	Shareholding, as a % assuming full conversion of convertible securities (as a percentage of	Number of Locked in shares		Number of Shares pledged or otherwise encumbered		Number of equity shares held in dematerialised form	
								No of Voting Rights					Total as a % of (A+B+C)	No. (a)	As a % of total Shares held(b)	No. (a)		As a % of total Shares held(b)
								Class eg: X	Class eg: y	Total								
(I)	(II)	(III)	(IV)	(V)	(VI)	(VII) = (IV)+(V)+(VI)	(VIII) As	(IX)			(X)	(XI)=	(XII)		(XIII)		(XIV)	
(A)	*Promoter & Promoter Group	7	133715000	0	0	133715000	99.94	133715000	0	133715000	99.94	0	0	0	0	0	133715000	
(B)	Public	2	85000	0	0	85000	0.06	85000	0	85000	0.06	0	0	0	0	0	25000	
(C)	Non Promoter - Non Public	0	0	0	0	0	0	0	0	0	0	0	0	0	0	0	0	
(C1)	Shares Underlying DRs	0	0	0	0	0	0	0	0	0	0	0	0	0	0	0	0	
(C2)	Shares Held By Employee Trust	0	0	0	0	0	0	0	0	0	0	0	0	0	0	0	0	
	Total	9	133800000	0	0	133800000	100.00	133800000	0	133800000	100.00	0	0	0	0	0	133740000	

\* Including one Share held by 6 Nominee Shareholders




Table II - Statement showing shareholding pattern of the Promoter and Promoter Group

Table II - Statement showing shareholding pattern of the Promoter and Promoter Group																			
Category & Name of the shareholders	Entity Type	PAN	Nos. of shareholders	No. of fully paid up equity shares held	Partly paid-up equity shares held	No. of shares underlying Depository Receipts	Total nos. shares held	Shareholding % calculated as per SCRR, 1957 As a % of (A+B+C2)	Number of Voting Rights held in each class of securities				No. of Shares Underlying Outstanding convertible securities (including	Shareholding, as a % assuming full conversion of convertible securities (as a % of total Shares held(b)	Number of Locked In shares		Number of Shares pledged or otherwise encumbered		Number of equity shares held in dematerialised form
									No of Voting Rights			Total as a % of Total Voting Rights			No. (a)	As a % of total Shares held(b)	No. (a)	As a % of total Shares held(b)	
									Class eg: X	Class eg: y	Total								
(I)		(II)	(III)	(IV)	(V)	(VI)	(VII) = (IV)+(V)+(VI)	(VIII) As	(IX)			(X)	(XI)=	(XII)		(XIII)		(XIV)	
1	Indian																		
(a)	Individuals / Hindu Undivided Family			0	0	0	0	0	0	0	0	0	0	0	0	0	0	0	
(b)	Central Government / State Government(s)			0	0	0	0	0	0	0	0	0	0	0	0	0	0	0	
(c)	Financial Institutions / Banks			0	0	0	0	0	0	0	0	0	0	0	0	0	0	0	
(d)	Any Other (Specify)			0	0	0	0	0	0	0	0	0	0	0	0	0	0	0	
	Bodies Corporate			0	0	0	0	0	0	0	0	0	0	0	0	0	0	0	
	*Ambuja Cements Limited	Promoter	AAACG0569P	7	133715000	0	0	133715000	99.94	133715000	0	133715000	99.94	0	0	0	0	133715000	
	Sub Total (A)(1)			7	133715000	0	0	133715000	99.94	133715000	0	133715000	99.94	0	0	0	0	133715000	
2	Foreign																		
(a)	Individuals (Non-Resident Individuals / Foreign Individuals)			0	0	0	0	0	0	0	0	0	0	0	0	0	0	0	
(b)	Government			0	0	0	0	0	0	0	0	0	0	0	0	0	0	0	
(c)	Institutions			0	0	0	0	0	0	0	0	0	0	0	0	0	0	0	
(d)	Foreign Portfolio Investor			0	0	0	0	0	0	0	0	0	0	0	0	0	0	0	
(e)	Any Other (Specify)			0	0	0	0	0	0	0	0	0	0	0	0	0	0	0	
	Sub Total (A)(2)			0	0	0	0	0	0	0	0	0	0	0	0	0	0	0	
	Total Shareholding Of Promoter And Promoter Group (A)= (A)(1)+(A)(2)			7	133715000	0	0	133715000	99.936	133715000	0	133715000	99.936	0	0	0	0	133715000	

\* Including one Share held by 6 Nominee Shareholders

Details of Shares which remain unclaimed may be given hear along with details such as number of shareholders, outstanding shares held in demat/unclaimed suspense account, voting rights which are frozen etc.

## Note :

(1) PAN would not be displayed on website of Stock Exchange(s)

(2) The term 'Encumbrance' has the same meaning as assigned under regulation 28(3) of SEBI (Substantial Acquisition of Shares and Takeovers) Regulations, 2011.





Table III - Statement showing shareholding pattern of the Public shareholder

	Category & Name of the shareholders	PAN	Nos. of shareholders (III)	No. of fully paid up equity shares held (IV)	Partly paid-up equity shares held (V)	No. of shares underlying Depository Receipts (VI)	Total nos. shares held (VII) = (VI) + (V)	Shareholding % calculated as per SCRR, 1957 As a % of (A+B+C2) (VIII) As a % of	Number of Voting Rights held in each class of securities			No. of Shares Underlying Outstanding convertible securities (X)	Shareholding, as a % assuming full conversion of convertible securities (XI) =	Number of Locked in shares		Number of Shares pledged or otherwise encumbered		Number of equity shares held in dematerialised form (XIV)	Sub-categorization of shares			
									No of Voting Rights					Total as a % of Total Voting Rights (IX)	No. (a)	As a % of total Shares held(b) (XII)	No. (a)		As a % of total Shares held(b) (XIII)	Sub-category (i) (XV)	Sub-category (ii) (XVI)	Sub-category (iii) (XVII)
									Class eg: X	Class eg: y	Total											
(I)	(II)	(III)	(IV)	(V)	(VI)	(VII)	(VIII)	Class eg: X	Class eg: y	Total	(IX)	(X)	(XI)	No. (a)	As a % of total Shares held(b) (XII)	No. (a)	As a % of total Shares held(b) (XIII)	(XIV)	(XV)	(XVI)	(XVII)	
1	Institutions (Domestic)																					
(a)	Mutual Fund		0	0	0	0	0	0	0	0	0	0	0	0	0	0	0	0	0	0	0	
(b)	Venture Capital Funds		0	0	0	0	0	0	0	0	0	0	0	0	0	0	0	0	0	0	0	
(c)	Alternate Investment Funds		0	0	0	0	0	0	0	0	0	0	0	0	0	0	0	0	0	0	0	
(d)	Banks		0	0	0	0	0	0	0	0	0	0	0	0	0	0	0	0	0	0	0	
(e)	Insurance Companies		0	0	0	0	0	0	0	0	0	0	0	0	0	0	0	0	0	0	0	
(f)	Provident Funds/ Pension Funds		0	0	0	0	0	0	0	0	0	0	0	0	0	0	0	0	0	0	0	
(g)	Asset Reconstruction Companies		0	0	0	0	0	0	0	0	0	0	0	0	0	0	0	0	0	0	0	
(h)	Sovereign Wealth Funds		0	0	0	0	0	0	0	0	0	0	0	0	0	0	0	0	0	0	0	
(i)	NBFCs registered with RBI		0	0	0	0	0	0	0	0	0	0	0	0	0	0	0	0	0	0	0	
(j)	Other Financial Institutions		0	0	0	0	0	0	0	0	0	0	0	0	0	0	0	0	0	0	0	
(k)	Any Other (Specify)		0	0	0	0	0	0	0	0	0	0	0	0	0	0	0	0	0	0	0	
	Sub Total (B)(1)		0	0	0	0	0	0	0	0	0	0	0	0	0	0	0	0	0	0	0	
2	Institutions (Foreign)																					
(a)	Foreign Direct Investment		0	0	0	0	0	0	0	0	0	0	0	0	0	0	0	0	0	0	0	
(b)	Foreign Venture Capital Investors		0	0	0	0	0	0	0	0	0	0	0	0	0	0	0	0	0	0	0	
(c)	Sovereign Wealth Funds		0	0	0	0	0	0	0	0	0	0	0	0	0	0	0	0	0	0	0	
(d)	Foreign Portfolio Investors Category I		0	0	0	0	0	0	0	0	0	0	0	0	0	0	0	0	0	0	0	
(e)	Foreign Portfolio Investors Category II		0	0	0	0	0	0	0	0	0	0	0	0	0	0	0	0	0	0	0	
(f)	Overseas Depositories(holding DRs) (balancing figure)		0	0	0	0	0	0	0	0	0	0	0	0	0	0	0	0	0	0	0	
(g)	Any Other (Specify)		0	0	0	0	0	0	0	0	0	0	0	0	0	0	0	0	0	0	0	
	Sub Total (B)(2)		0	0	0	0	0	0	0	0	0	0	0	0	0	0	0	0	0	0	0	
3	Central Government/ State Government(s)																					
(a)	Central Government / President of India		0	0	0	0	0	0	0	0	0	0	0	0	0	0	0	0	0	0	0	
(b)	State Government / Governor		0	0	0	0	0	0	0	0	0	0	0	0	0	0	0	0	0	0	0	
(c)	Shareholding by Companies or Bodies Corporate where Central / State Government is a promoter		0	0	0	0	0	0	0	0	0	0	0	0	0	0	0	0	0	0	0	
	Sub Total (B)(3)		0	0	0	0	0	0	0	0	0	0	0	0	0	0	0	0	0	0	0	
4	Non-Institutions		0	0	0	0	0	0	0	0	0	0	0	0	0	0	0	0	0	0	0	
(a)	Associate companies / Subsidiaries		0	0	0	0	0	0	0	0	0	0	0	0	0	0	0	0	0	0	0	
(b)	Directors and their relatives (excluding Independent Directors and nominee Directors)		0	0	0	0	0	0	0	0	0	0	0	0	0	0	0	0	0	0	0	
(c)	Key Managerial Personnel		0	0	0	0	0	0	0	0	0	0	0	0	0	0	0	0	0	0	0	
(d)	Relatives of promoters (other than 'immediate relatives' of promoters disclosed under 'Promoter and Promoter Group' category)		0	0	0	0	0	0	0	0	0	0	0	0	0	0	0	0	0	0	0	
(e)	Trusts where any person belonging to 'Promoter and Promoter Group' category is 'trustee', 'beneficiary', or 'author of the trust'		0	0	0	0	0	0	0	0	0	0	0	0	0	0	0	0	0	0	0	
(f)	Investor Education and Protection Fund (IEPF)		0	0	0	0	0	0	0	0	0	0	0	0	0	0	0	0	0	0	0	
(g)	i. Resident Individual holding nominal share capital up to Rs. 2 lakhs.		0	0	0	0	0	0	0	0	0	0	0	0	0	0	0	0	0	0	0	





	ii. Resident individual holding nominal share capital in excess of Rs. 2 lakhs.																			
(h)		1	60000	0	0	60000	0.04	60000	0	60000	0.04	0	0.04	0	0	0	0	0	0	0
(i)	Non Resident Indians (NRIs)	0	0	0	0	0	0.00	0	0	0	0.00	0	0.00	0	0	0	0	0	0	0
(j)	Foreign Nationals	0	0	0	0	0	0	0	0	0	0	0	0	0	0	0	0	0	0	0
(k)	Foreign Companies	0	0	0	0	0	0	0	0	0	0	0	0	0	0	0	0	0	0	0
(l)	Bodies Corporate	1	25000	0	0	25000	0.02	25000	0	25000	0.02	0	0.02	0	0	0	0	25000	0	0
(m)	Any Other (Specify)	0	0	0	0	0	0	0	0	0	0	0	0	0	0	0	0	0	0	0
	Sub Total (B)(4)	2	85000	0	0	85000	0.06	85000	0	85000	0.06	0	0.06	0	0	0	0	0	0	0
	Total Public Shareholding (B)= (B)(1)+(B)(2)+(B)(3)+b(4)	2	85000	0	0	85000	0.06	85000	0	85000	0.06	0	0.06	0	0	0	0	25000	0	0

**Note :**

(1) PAN would not be displayed on website of Stock Exchange(s).

(2) The above format needs to be disclosed along with the names of the shareholders holding 1% or more than 1% of shares of the listed entity. Column no.(XIII) is not applicable in the above format.

(3) W.r.t. the information pertaining to Depository Receipts, the same may be disclosed in the respective columns to the extent information available and the balance to be disclosed as held by custodian.

(4) Categorization and disclosure of each shareholder category should be carried out in the order prescribed in the above format. If a shareholder is falling under more than one category, then the same shall be classified in the category falling first in the

(5) Sub-categorization of shares under column no.(XV) will be based on shareholding(no. of shares) under the following sub-categories:

(i) Shareholder who are represented by a nominee Director on the board of the listed entity or have the right to nominate a representative(i.e. Director) on the board of the listed entity.

(ii) Shareholder who have entered into shareholder agreement with the listed entity.

(iii) Shareholders acting as persons in concert with promoters.




Table IV - Statement showing shareholding pattern of the Non Promoter- Non Public shareholder

	Category & Name of the shareholders	PAN	Nos. of shareholders	No. of fully paid up equity shares held	Partly paid-up equity shares held	No. of shares underlying Depository Receipts	Total nos. shares held	Shareholding % calculated as per SCRR, 1957 As a % of (A+B+C 2)	Number of Voting Rights held in each class of securities				Shares Underlying Outstanding convertible securities (including Warrant	Iding , as a % assuming full conversion of convertible securities ( as a percent age of	Number of Locked in shares		Number of Shares pledged or otherwise encumbered		Number of equity shares held in dematerialised form
									No of Voting Rights			Total as a % of (A+B+C)			No. (a)	As a % of total Shares held(b)	No. (a)	As a % of total Shares held(b)	
									Class eg: X	Class eg: y	Total								
	(I)	(II)	(III)	(IV)	(V)	(VI)	(VII) =	(VIII) As	(IX)			(X)	(XI)=	(XII)		(XIII)		(XIV)	
1	Custodian/DR Holder		0	0	0	0	0	0	0	0	0	0	0	0	0	0	NA	NA	0
2	Employee Benefit Trust / Employee Welfare Trust under SEBI (Share based Employee Benefits and Sweat Equity) Regulations, 2021		0	0	0	0	0	0	0	0	0	0	0	0	0	0	NA	NA	0
	Total Non-Promoter- Non Public Shareholding (C)= (C)(1)+(C)(2)		0	0	0	0	0	0	0	0	0	0	0	0	0	0	NA	NA	0

## Note :

(1) PAN would not be displayed on website of Stock Exchange(s).

(2) The above format needs to be disclosed along with the names of the shareholders holding 1% or more than 1% of shares of the listed entity. Column no.(XII) is not applicable in the above format.

(3) W.r.t. the information pertaining to Depository Receipts, the same may be disclosed in the respective columns to the extent information available.




**Shareholding Pattern under Regulation 31 of SEBI (Listing Obligations and Disclosure Requirements) Regulations, 2015**

1.	Name of Listed Entity: Ambuja Cements Limited.
2.	Scrip Code/Name of Scrip/Class of Security: 500425
3.	Share Holding Pattern Filed under:Reg. 31(1)(b) : Pre Amalgamation
	a. If under 31(1)(b) then indicate the report as on 17/12/2024
	b. If under 31(1)(c) then indicate date of allotment/extinguishment
4.	Declaration: The Listed entity is required to submit the following declaration to the extent of submission of information:-

	Particulars	Yes*	No*
1	Whether the Listed Entity has issued any partly paid up shares?		No
2	Whether the Listed Entity has issued any Convertible Securities or Warrants?		No
3	Whether the Listed Entity has any shares against which depository receipts are issued?	Yes	
4	Whether the Listed Entity has any shares in locked-in?	Yes	
5	Whether any shares held by promoters are pledge or otherwise encumbered?		No

\* If the Listed Entity selects the option 'No' for the questions above, the columns for the partly paid up shares, Outstanding Convertible Securities/Warrants, depository receipts, locked-in shares, No of shares pledged or otherwise encumbered by promoters, as applicable, shall not be displayed at the time of dissemination on the Stock Exchange website. Also wherever there is 'No' declared by Listed Entity in above table the values will be considered as 'Zero' by default on submission of the format of holding of specified securities.


GENERATED ON :30/12/2024 NSDL : 17/12/2024 CDSL :17/12/2024



**Ambuja Cements Limited.**
**Table I - Summary Statement holding of specified securities**

Category	Category of shareholder	Nos. of shareholders	No. of fully paid up equity shares held	No. of Partly paid-up equity shares held	No. of shares underlying Depository Receipts	Total nos. shares held	Shareholding as a % of total no. of shares (calculated as per SCRR, 1957)	Number of Voting Rights held in each class of securities				No. of Shares Underlying Outstanding convertible securities (including Warrants)	Shareholding, as a % assuming full conversion of convertible securities (as a % of (A+B+C))	Number of Locked in shares		Number of Shares pledged or otherwise encumbered		Number of equity shares held in dematerialised form
								No of Voting Rights			Total as a % of (A+B+C)			No. (a)	As a % of total Shares held(b)	No. (a)	As a % of total Shares held(b)	
								Class eg: X	Class eg: y	Total								
(I)	(II)	(III)	(IV)	(V)	(VI)	(VII) = (IV)+(V)+(VI)	(VIII) As a % of	(IX)			(X)	(XI)=	(XII)		(XIII)		(XIV)	
(A)	Promoter & Promoter Group	3	1663381052	0	0	1663381052	67.5677	1663381052	0	1663381052	67.5677	0	67.5677	477478249	28.7052	0	0	1663381052
(B)	Public	633546	798418494	0	0	798418494	32.4323	798418494	0	798418494	32.4323	0	32.4323	0	0	NA	NA	791034001
(C)	Non Promoter - Non Public				0				0		0	0			0	NA	NA	
(C1)	Shares Underlying DRs	1	1323932	0	0	1323932	0	0	0	0	0	0	0	0	0	NA	NA	1323932
(C2)	Shares Held By Employee Trust	0	0	0	0	0	0	0	0	0	0	0	0	0	0	NA	NA	0
	Total	633550	2463123478	0	0	2463123478	100	2461799546	0	2461799546	100	0	100	477478249	19.385	0	0	2455738985

GENERATED ON :30/12/2024 NSDL : 17/12/2024 CDSL :17/12/2024





**Ambuja Cements Limited.**
**Table II – Statement showing shareholding pattern of the Promoter and Promoter Group**

	Category & Name of the shareholders	Entity Type	PAN	Nos. of shareholders	No. of fully paid up equity shares held	Partly paid-up equity shares held	No. of shares underlying Depository Receipts	Total nos. shares held	Shareholding % calculated as per SCRR, 1957 As a % of (A+B+C2)	Number of Voting Rights held in each class of securities				Shares Underlying Outstanding convertible securities (including Voting Rights)	ing, as a % assuming full conversion of convertible securities	Number of Locked in shares		Number of Shares pledged or otherwise encumbered		Number of equity shares held in dematerialised form
										No of Voting Rights			Total as a % of Total Voting Rights			No. (a)	As a % of total Shares held(b)	No. (a)	As a % of total Shares held(b)	
										Class eg: X	Class eg: y	Total								
	(I)		(II)	(III)	(IV)	(V)	(VI)	(VII) = (IV)+(V)+(VI)	(VIII) As a % of (A+B+C2)	(IX)			(X)	(XI)=	(XII)		(XIII)		(XIV)	
1	Indian																			
(a)	Individuals / Hindu Undivided Family			0	0	0	0	0	0	0	0	0	0	0	0	0	0	0	0	
(b)	Central Government / State Government(s)			0	0	0	0	0	0	0	0	0	0	0	0	0	0	0	0	
(c)	Financial Institutions / Banks			0	0	0	0	0	0	0	0	0	0	0	0	0	0	0	0	
(d)	Any Other (Specify)			0	0	0	0	0	0	0	0	0	0	0	0	0	0	0	0	
	Sub Total (A)(1)			0	0	0	0	0	0	0	0	0	0	0	0	0	0	0	0	
2	Foreign																			
(a)	Individuals (Non-Resident Individuals / Foreign Individuals)			0	0	0	0	0	0	0	0	0	0	0	0	0	0	0	0	
(b)	Government			0	0	0	0	0	0	0	0	0	0	0	0	0	0	0	0	
(c)	Institutions			0	0	0	0	0	0	0	0	0	0	0	0	0	0	0	0	
(d)	Foreign Portfolio Investor			0	0	0	0	0	0	0	0	0	0	0	0	0	0	0	0	
(e)	Any Other (Specify)			3	1663381052	0	0	1663381052	67.5677	1663381052	0	1663381052	67.5677	0	67.5677	477478249	28.7053	0	0	
	Bodies Corporate			3	1663381052	0	0	1663381052	67.5677	1663381052	0	1663381052	67.5677	0	67.5677	477478249	28.7053	0	0	
	Holderind Investments Ltd	Promoter	AABCH7099C	1	1185200361	0	0	1185200361	48.1437	1185200361	0	1185200361	48.1437	0	48.1437	0	0	0	0	
	Harmonia Trade And Investment Ltd	Promoter Group	AAFCH5913B	1	477478249	0	0	477478249	19.3955	477478249	0	477478249	19.3955	0	19.3955	477478249	100	0	0	
	Endeavour Trade And Investment Limited	Promoters	AAGCE6466K	1	702442	0	0	702442	0.0285	702442	0	702442	0.0285	0	0.0285	0	0	0	0	
	Sub Total (A)(2)			3	1663381052	0	0	1663381052	67.5677	1663381052	0	1663381052	67.5677	0	67.5677	477478249	28.7053	0	0	
	Total Shareholding Of Promoter And Promoter Group (A)= (A)(1)+(A)(2)			3	1663381052	0	0	1663381052	67.5677	1663381052	0	1663381052	67.5677	0	67.5677	477478249	28.7053	0	0	

Details of Shares which remain unclaimed may be given hear along with details such as number of shareholders, outstanding shares held in demat/unclaimed suspense account, voting rights which are frozen etc.

Note :

(1) PAN would not be displayed on website of Stock Exchange(s)

(2) The term 'Encumbrance' has the same meaning as assigned under regulation 28(3) of SEBI (Substantial Acquisition of Shares and Takeovers) Regulations, 2011.

GENERATED ON :30/12/2024

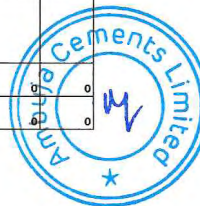
NSDL : 17/12/2024

CDSL :17/12/2024



**Ambuja Cements Limited.**
**Table III - Statement showing shareholding pattern of the Public shareholder**

	Category & Name of the shareholders	PAN	Nos. of shareholders	No. of fully paid up equity shares held	Partly paid-up equity shares held	No. of shares underlying Depository Receipts	Total nos. shares held	Shareholding % calculated as per SCRR, 1957 As a % of (A+B+C2)	Number of Voting Rights held in each class of securities			No. of Shares Underlying Outstanding convertible securities (including Warrants)	Shareholding, as a % assuming full conversion of convertible securities (as a percentage of diluted share capital)	Number of Locked in shares	Number of Shares pledged or otherwise encumbered		Number of equity shares held in dematerialised form	Sub-categorization of shares					
									No of Voting Rights						Total as a % of Total Voting Rights	No. (a)		As a % of total Shares held (b)	No. (a)	As a % of total Shares held (b)	Shareholding (No. of shares) under		
									Class eg: X	Class eg: Y	Total										Sub-category (i)	Sub-category (ii)	Sub-category (iii)
	(I)	(II)	(III)	(IV)	(V)	(VI)	(VII) = (IV)+(V)+(VI)	(VIII) As a % of	(IX)			(X)	(XI)= (VII)+(X) As a % of (A+B+C2)	(XII)	(XIII)		(XIV)	(XV)					
1	Institutions (Domestic)		45	189488409	0	0	189488409	7.6972	189488409	0	189488409	7.6972	0	0	NA	NA	189429174	0	0	0			
(a)	Mutual Fund		1	52143051	0	0	52143051	2.1181	52143051	0	52143051	2.1181	0	0	NA	NA	52143051	0	0	0			
	Idci Prudential Value Discovery Fund	AAAAIO038F	1	27662534	0	0	27662534	1.1237	27662534	0	27662534	1.1237	0	0	NA	NA	27662534	0	0	0			
	Kotak Flexicap Fund	AAATK4475F	1	25705870	0	0	25705870	1.0442	25705870	0	25705870	1.0442	0	0	NA	NA	25705870	0	0	0			
	Hdfc Mutual Fund - Hdfc Manufacturing Fund	AAATH1809A	1	0	0	0	0	0	0	0	0	0	0	0	NA	NA	0	0	0				
(b)	Venture Capital Funds		33	13683013	0	0	13683013	0.5558	13683013	0	13683013	0.5558	0	0	NA	NA	13683013	0	0	0			
(c)	Alternate Investment Funds		21	83256	0	0	83256	0.0034	83256	0	83256	0.0034	0	0	NA	NA	74448	0	0	0			
(d)	Banks		21	164630473	0	0	164630473	6.6874	164630473	0	164630473	6.6874	0	0	NA	NA	164622223	0	0	0			
(e)	Insurance Companies		21	124905083	0	0	124905083	5.0737	124905083	0	124905083	5.0737	0	0	NA	NA	124896833	0	0	0			
	Life Insurance Corporation Of India	AAACLO582H	1	35960330	0	0	35960330	1.4607	35960330	0	35960330	1.4607	0	0	NA	NA	35960330	0	0	0			
(f)	Provident Funds/ Pension Funds		1	35960330	0	0	35960330	1.4607	35960330	0	35960330	1.4607	0	0	NA	NA	35960330	0	0	0			
	Nps Trust- A/C Sbi Pension Fund Scheme - State C	AABTN064BL	1	0	0	0	0	0	0	0	0	0	0	0	NA	NA	0	0	0				
(g)	Asset Reconstruction Companies		0	0	0	0	0	0	0	0	0	0	0	0	NA	NA	0	0	0				
(h)	Sovereign Wealth Funds		2	5153529	0	0	5153529	0.2093	5153529	0	5153529	0.2093	0	0	NA	NA	5153529	0	0	0			
(i)	NBFCs registered with RBI		9	66609	0	0	66609	0.0027	66609	0	66609	0.0027	0	0	NA	NA	35527	0	0	0			
(j)	Other Financial Institutions		5	21000	0	0	21000	0.0009	21000	0	21000	0.0009	0	0	NA	NA	0	0	0	0			
(k)	Any Other (Specify)		0	0	0	0	0	0	0	0	0	0	0	0	NA	NA	0	0	0	0			
	Sub Total (B)(1)		137	409086619	0	0	409086619	16.6174	409086619	0	409086619	16.6174	0	0	NA	NA	408958244	0	0	0			
2	Institutions (Foreign)																						
(a)	Foreign Direct Investment		0	0	0	0	0	0	0	0	0	0	0	0	NA	NA	0	0	0	0			
(b)	Foreign Venture Capital Investors		0	0	0	0	0	0	0	0	0	0	0	0	NA	NA	0	0	0	0			
(c)	Sovereign Wealth Funds		0	0	0	0	0	0	0	0	0	0	0	0	NA	NA	0	0	0	0			
(d)	Foreign Portfolio Investors Category I		473	209338830	0	0	209338830	8.5035	209338830	0	209338830	8.5035	0	0	NA	NA	209338830	0	0	0			
	Gag Partners Emerging Markets Equity Fund	AACTG7123N	1	37261197	0	0	37261197	1.5136	37261197	0	37261197	1.5136	0	0	NA	NA	37261197	0	0	0			
(e)	Foreign Portfolio Investors Category II		23	16132434	0	0	16132434	0.6553	16132434	0	16132434	0.6553	0	0	NA	NA	16132434	0	0	0			
	Overseas Depositories(holding DRs) (balancing figure)		0	0	0	0	0	0	0	0	0	0	0	0	NA	NA	0	0	0	0			
(f)	Any Other (Specify)		9	61275	0	0	61275	0.0025	61275	0	61275	0.0025	0	0	NA	NA	0	0	0	0			
(g)	Foreign Institutional Investors		9	61275	0	0	61275	0.0025	61275	0	61275	0.0025	0	0	NA	NA	0	0	0	0			
	Sub Total (B)(2)		505	225532539	0	0	225532539	9.1613	225532539	0	225532539	9.1613	0	0	NA	NA	225471264	0	0	0			
3	Central Government/ State Government(s)																						
(a)	Central Government / President of India		2	83224	0	0	83224	0.0034	83224	0	83224	0.0034	0	0	NA	NA	83224	0	0	0			
(b)	State Government / Governor		0	0	0	0	0	0	0	0	0	0	0	0	NA	NA	0	0	0	0			
(c)	Shareholding by Companies or Bodies Corporate where Central / State Government is a promoter		0	0	0	0	0	0	0	0	0	0	0	0	NA	NA	0	0	0	0			
	Sub Total (B)(3)		2	83224	0	0	83224	0.0034	83224	0	83224	0.0034	0	0	NA	NA	83224	0	0	0			
4	Non-Institutions																						
(a)	Associate companies / Subsidiaries		0	0	0	0	0	0	0	0	0	0	0	0	NA	NA	0	0	0	0			
(b)	Directors and their relatives (excluding Independent Directors and nominee Directors)		0	0	0	0	0	0	0	0	0	0	0	0	NA	NA	0	0	0	0			
(c)	Key Managerial Personnel		1	564900	0	0	564900	0.0229	564900	0	564900	0.0229	0	0	NA	NA	564900	0	0	0			
(d)	Relatives of promoters (other than 'immediate relatives' of promoters disclosed under 'Promoter and Promoter Group' category)		0	0	0	0	0	0	0	0	0	0	0	0	NA	NA	0	0	0	0			
(e)	Trusts where any person belonging to 'Promoter and Promoter Group' category is 'trustee', 'beneficiary', or 'author of the trust'		0	0	0	0	0	0	0	0	0	0	0	0	NA	NA	0	0	0	0			
(f)	Investor Education and Protection Fund (IEPF)		1	4711054	0	0	4711054	0.1914	4711054	0	4711054	0.1914	0	0	NA	NA	4711054	0	0	0			
(g)	i. Resident individual holding nominal share capital up to Rs. 2 lakhs.		610646	116859594	0	0	116859594	4.7469	116859594	0	116859594	4.7469	0	0	NA	NA	112014140	0	0	0			



(h)	ii. Resident individual holding nominal share capital in excess of Rs. 2 lakhs.	40	10035410	0	0	10035410	0.4076	10035410	0	10035410	0.4076	0	0.4076	0	0	NA	NA	10035410	0	0	0
(i)	Non Resident Indians (NRIs)	12853	11389741	0	0	11389741	0.4627	11389741	0	11389741	0.4627	0	0.4627	0	0	NA	NA	9317626	0	0	0
(j)	Foreign Nationals	6	20759	0	0	20759	0.0008	20759	0	20759	0.0008	0	0.0008	0	0	NA	NA	5759	0	0	0
(k)	Foreign Companies	0	0	0	0	0	0	0	0	0	0	0	0	0	0	NA	NA	0	0	0	0
(l)	Bodies Corporate	2408	15505646	0	0	15505646	0.6299	15505646	0	15505646	0.6299	0	0.6299	0	0	NA	NA	15252833	0	0	0
(m)	Any Other (Specify)	6947	4629008	0	0	4629008	0.188	4629008	0	4629008	0.188	0	0.188	0	0	NA	NA	4619547	0	0	0
	Trusts	26	62013	0	0	62013	0.0025	62013	0	62013	0.0025	0	0.0025	0	0	NA	NA	62013	0	0	0
	Escrow Account	1	150	0	0	150	0	150	0	150	0	0	0	0	0	NA	NA	0	0	0	0
	Body Corp-Ltd Liability Partnership	249	1445261	0	0	1445261	0.0587	1445261	0	1445261	0.0587	0	0.0587	0	0	NA	NA	1445261	0	0	0
	Hindu Undivided Family	6652	3105918	0	0	3105918	0.1262	3105918	0	3105918	0.1262	0	0.1262	0	0	NA	NA	3105727	0	0	0
	Clearing Member	17	6546	0	0	6546	0.0003	6546	0	6546	0.0003	0	0.0003	0	0	NA	NA	6546	0	0	0
	Overseas Bodies Corporates	2	9120	0	0	9120	0.0004	9120	0	9120	0.0004	0	0.0004	0	0	NA	NA	0	0	0	0
	Sub Total (B)(4)	632902	163716112	0	0	163716112	6.6503	163716112	0	163716112	6.6503	0	6.6503	0	0	NA	NA	156521269	0	0	0
	Total Public Shareholding (B)= (B)(1)+(B)(2)+(B)(3)+b(4)	633546	798418494	0	0	798418494	32.4323	798418494	0	798418494	32.4323	0	32.4323	0	0	NA	NA	791034001	0	0	0

Details of the shareholders acting as persons in Concert including their Shareholding (No. and %):

No. of shareholders	No. of Shares	%
0		


Details of Shares which remain unclaimed may be given hear along with details such as number of shareholders, outstanding shares held in demat/unclaimed suspense account, voting rights which are frozen etc.

No. of shareholders	No. of Shares
0	0

Note :

- (1) PAN would not be displayed on website of Stock Exchange(s).
- (2) The above format needs to be disclosed along with the names of the shareholders holding 1% or more than 1% of shares of the listed entity. Column no.(XIII) is not applicable in the above format.
- (3) W.r.t. the information pertaining to Depository Receipts, the same may be disclosed in the respective columns to the extent information available and the balance to be disclosed as held by custodian.
- (4) Categorization and disclosure of each shareholder category should be carried out in the order prescribed in the above format. If a shareholder is falling under more than one category, then the same shall be classified in the category falling first in the order prescribed in the above format. Shareholding under any
- (5) Sub-categorization of shares under column no.(XV) will be based on shareholding(no. of shares) under the following sub-categories:
  - (i) Shareholder who are represented by a nominee Director on the board of the listed entity or have the right to nominate a representative(i.e. Director) on the board of the listed entity.
  - (ii) Shareholder who have entered into shareholder agreement with the listed entity.
  - (iii) Shareholders acting as persons in concert with promoters.

GENERATED ON :30/12/2024 NSDL : 17/12/2024 CDSL :17/12/2024



**Ambuja Cements Limited.**
**Table IV - Statement showing shareholding pattern of the Non Promoter- Non Public shareholder**

	Category & Name of the shareholders	PAN	Nos. of shareholders	No. of fully paid up equity shares held	Partly paid-up equity shares held	No. of shares underlying Depository Receipts	Total nos. shares held	Shareholding % calculated as per SCRR, 1957 As a % of (A+B+C2)	Number of Voting Rights held in each class of securities				Shares Underlying & Outstanding convertible securities (including securities	ing, as a % assuming full conversion of convertible securities	Number of Locked In shares		Number of Shares pledged or otherwise encumbered		Number of equity shares held in dematerialised form	
									No of Voting Rights						Total as a % of (A+B+C)	No. (a)	As a % of total Shares held(b)	No. (a)		As a % of total Shares held(b)
									Class eg: X	Class eg: y	Total									
	(I)	(II)	(III)	(IV)	(V)	(VI)	(VII) =	(VIII) As a	(IX)				(X)	(XI) =	(XII)		(XIII)		(XIV)	
1	Custodian/DR Holder			1	1323932	0	0	1323932	0.0538	1323932	0	1323932	0.0538	0	0.0538	0	0	NA	NA	1323932
2	Employee Benefit Trust / Employee Welfare Trust under SEBI (Share based Employee Benefits and Sweat Equity) Regulations, 2021			0	0	0	0	0	0	0	0	0	0	0	0	0	0	NA	NA	0
	Total Non-Promoter- Non Public Shareholding (C) = (C)(1)+(C)(2)			1	1323932	0	0	1323932	0.0538	1323932	0	1323932	0.0538	0	0.0538	0	0	NA	NA	1323932

**Note :**

(1) PAN would not be displayed on website of Stock Exchange(s).


(2) The above format needs to be disclosed along with the names of the shareholders holding 1% or more than 1% of shares of the listed entity. Column no.(XIII) is not applicable in the above format.

(3) W.r.t. the information pertaining to Depository Receipts, the same may be disclosed in the respective columns to the extent information available.

GENERATED ON :30/12/2024

NSDL : 17/12/2024

CDSL :17/12/2024





Shareholding Pattern under Regulation 31 of SEBI (Listing Obligations and Disclosure Requirements) Regulations, 2015

1.	Name of Listed Entity: <b>PENNA CEMENT INDUSTRIES LIMITED</b>
2.	Scrip Code/Name of Scrip/Class of Security: <b>Equity Shares</b>
3.	Share Holding Pattern Filed under: <b>Reg. 31(1)(b) : Post-Amalgamation</b>
	a. If under 31(1)(b) then indicate the report for Quarter : <b>N.A.</b>
	b. If under 31(1)(c) then indicate date of allotment/extinguishment
4.	Declaration: The Listed entity is required to submit the following declaration to the extent of submission of information:-

	Particulars	Yes*	No*
1	Whether the Listed Entity has issued any partly paid up shares?	-	-
2	Whether the Listed Entity has issued any Convertible Securities or Warrants?	-	-
3	Whether the Listed Entity has any shares against which depository receipts are issued?	-	-
4	Whether the Listed Entity has any shares in locked-in?	-	-
5	Whether any shares held by promoters are pledge or otherwise encumbered?	-	-

\* If the Listed Entity selects the option 'No' for the questions above, the columns for the partly paid up shares, Outstanding Convertible Securities/Warrants, depository receipts, locked-in shares, No of shares pledged or otherwise encumbered by promoters, as applicable, shall not be displayed at the time of dissemination on the Stock Exchange website. Also wherever there is 'No' declared by Listed Entity in above table the values will be considered as 'Zero' by default on submission of the format of holding of specified securities.





**Penna Cement Industries Limited**
**Table I - Summary Statement holding of specified securities**

Category	Category of shareholder	Nos. of shareholders	No. of fully paid up equity shares held	No. of Partly paid-up equity shares held	No. of shares underlying Depository Receipts	Total nos. shares held	Shareholding as a % of total no. of shares (calculated as per SCRR, 1957)	Number of Voting Rights held in each class of securities				No. of Shares Underlying Outstanding convertible securities (including Warrant)	Shareholding, as a % assuming full conversion of convertible securities (as a percentage of)	Number of Locked in shares		Number of Shares pledged or otherwise encumbered		Number of equity shares held in dematerialised form
								No of Voting Rights			Total as a % of (A+B+C)			No. (a)	As a % of total Shares held(b)	No. (a)	As a % of total Shares held(b)	
								Class eg: X	Class eg: y	Total								
(I)	(II)	(III)	(IV)	(V)	(VI)	(VII) = (IV)+(V)+(VI)	(VIII) As	(IX)				(X)	(XI)=	(XII)		(XIII)		(XIV)
(A)	Promoter & Promoter Group	0	0	0	0	0	0	0	0	0	0	0	0	0	0	0	0	0
(B)	Public	0	0	0	0	0	0	0	0	0	0	0	0	0	0	0	0	0
(C)	Non Promoter - Non Public	0	0	0	0	0	0	0	0	0	0	0	0	0	0	0	0	0
(C1)	Shares Underlying DRs	0	0	0	0	0	0	0	0	0	0	0	0	0	0	0	0	0
(C2)	Shares Held By Employee Trust	0	0	0	0	0	0	0	0	0	0	0	0	0	0	0	0	0
	Total	0	0	0	0	0	0	0	0	0	0	0	0	0	0	0	0	0




Table II - Statement showing shareholding pattern of the Promoter and Promoter Group

Table II - Statement showing shareholding pattern of the Promoter and Promoter Group																			
Category & Name of the shareholders	Entity Type	PAN	Nos. of shareholders	No. of fully paid up equity shares held	Partly paid-up equity shares held	No. of shares underlying Depository Receipts	Total nos. shares held	Shareholding % calculated as per SCRR, 1957 As a % of (A+B+C2)	Number of Voting Rights held in each class of securities				No. of Shares Underlying Outstanding convertible securities (including	Shareholding, as a % assuming full conversion of convertible securities (as a % of Total Voting Rights)	Number of Locked In shares		Number of Shares pledged or otherwise encumbered		Number of equity shares held in dematerialised form
									No of Voting Rights			Total as a % of Total Voting Rights			No. (a)	As a % of total Shares held(b)	No. (a)	As a % of total Shares held(b)	
									Class eg: X	Class eg: y	Total								
(i)		(ii)	(iii)	(iv)	(v)	(vi)	(vii) = (iv)+(v)+(vi)	(viii) As	(ix)			(x)	(xi)=	(xii)		(xiii)		(xiv)	
1	Indian																		
(a)	Individuals / Hindu Undivided Family	-		0	0	0	0	0	0	0	0	0	0	0	0	0	0	0	
(b)	Central Government / State Government(s)			0	0	0	0	0	0	0	0	0	0	0	0	0	0	0	
(c)	Financial Institutions / Banks			0	0	0	0	0	0	0	0	0	0	0	0	0	0	0	
(d)	Any Other (Specify)			0	0	0	0	0	0	0	0	0	0	0	0	0	0	0	
	Bodies Corporate			0	0	0	0	0	0	0	0	0	0	0	0	0	0	0	
	Sub Total (A)(1)			0	0	0	0	0	0.00	0	0	0	0.00	0	0	0	0	0	
2	Foreign																		
(a)	Individuals (Non-Resident Individuals / Foreign Individuals)			0	0	0	0	0	0	0	0	0	0	0	0	0	0	0	
(b)	Government			0	0	0	0	0	0	0	0	0	0	0	0	0	0	0	
(c)	Institutions			0	0	0	0	0	0	0	0	0	0	0	0	0	0	0	
(d)	Foreign Portfolio Investor			0	0	0	0	0	0	0	0	0	0	0	0	0	0	0	
(e)	Any Other (Specify)			0	0	0	0	0	0	0	0	0	0	0	0	0	0	0	
	Sub Total (A)(2)			0	0	0	0	0	0	0	0	0	0	0	0	0	0	0	
	Total Shareholding Of Promoter And Promoter Group (A)= (A)(1)+(A)(2)			0	0	0	0	0	0	0	0	0	0	0	0	0	0	0	

\* Including one Share held by 6 Nominee Shareholders

Details of Shares which remain unclaimed may be given here along with details such as number of shareholders, outstanding shares held in demat/unclaimed suspense account, voting rights which are frozen etc.

## Note :

(1) PAN would not be displayed on website of Stock Exchange(s)

(2) The term 'Encumbrance' has the same meaning as assigned under regulation 28(3) of SEBI (Substantial Acquisition of Shares and Takeovers) Regulations, 2011.





Table III - Statement showing shareholding pattern of the Public shareholder

Category & Name of the shareholders	PAN	Nos. of shareholders	No. of fully paid up equity shares held	Partly paid-up equity shares held	No. of shares underlying Depository Receipts	Total nos. shares held	Shareholding % calculated as per SCRR, 1957 As a % of (A+B+C2)	Number of Voting Rights held in each class of securities			No. of Shares Underlying Outstanding convertible securities	Shareholding, as a % assuming full conversion of convertible securities	Number of Locked in shares		Number of Shares pledged or otherwise encumbered		Number of equity shares held in dematerialized form	Sub-categorization of shares			
								No of Voting Rights					Total as a % of Total Voting Rights	No. (a)	As a % of total Shares held(b)	No. (a)		As a % of total Shares held(b)	Sub-categor y(i)	Sub-categor y(ii)	Sub-categor y(iii)
								Class eg: X	Class eg: y	Total											
(I)	(II)	(III)	(IV)	(V)	(VI)	(VII) =	(VIII) As a	(IX)			(X)	(XI)=	(XII)	(XIII)	(XIV)	(XV)					
1	Institutions (Domestic)																				
(a)	Mutual Fund		0	0	0	0	0	0	0	0	0	0	0	0	0	0	0	0	0	0	
(b)	Venture Capital Funds		0	0	0	0	0	0	0	0	0	0	0	0	0	0	0	0	0	0	
(c)	Alternate Investment Funds		0	0	0	0	0	0	0	0	0	0	0	0	0	0	0	0	0	0	
(d)	Banks		0	0	0	0	0	0	0	0	0	0	0	0	0	0	0	0	0	0	
(e)	Insurance Companies		0	0	0	0	0	0	0	0	0	0	0	0	0	0	0	0	0	0	
(f)	Provident Funds/ Pension Funds		0	0	0	0	0	0	0	0	0	0	0	0	0	0	0	0	0	0	
(g)	Asset Reconstruction Companies		0	0	0	0	0	0	0	0	0	0	0	0	0	0	0	0	0	0	
(h)	Sovereign Wealth Funds		0	0	0	0	0	0	0	0	0	0	0	0	0	0	0	0	0	0	
(i)	NBFCs registered with RBI		0	0	0	0	0	0	0	0	0	0	0	0	0	0	0	0	0	0	
(j)	Other Financial Institutions		0	0	0	0	0	0	0	0	0	0	0	0	0	0	0	0	0	0	
(k)	Any Other (Specify)		0	0	0	0	0	0	0	0	0	0	0	0	0	0	0	0	0	0	
	Sub Total (B)(1)		0	0	0	0	0	0	0	0	0	0	0	0	0	0	0	0	0	0	
2	Institutions (Foreign)																				
(a)	Foreign Direct Investment		0	0	0	0	0	0	0	0	0	0	0	0	0	0	0	0	0	0	
(b)	Foreign Venture Capital Investors		0	0	0	0	0	0	0	0	0	0	0	0	0	0	0	0	0	0	
(c)	Sovereign Wealth Funds		0	0	0	0	0	0	0	0	0	0	0	0	0	0	0	0	0	0	
(d)	Foreign Portfolio Investors Category I		0	0	0	0	0	0	0	0	0	0	0	0	0	0	0	0	0	0	
(e)	Foreign Portfolio Investors Category II		0	0	0	0	0	0	0	0	0	0	0	0	0	0	0	0	0	0	
(f)	Overseas Depositories(holding DRs) (balancing figure)		0	0	0	0	0	0	0	0	0	0	0	0	0	0	0	0	0	0	
(g)	Any Other (Specify)		0	0	0	0	0	0	0	0	0	0	0	0	0	0	0	0	0	0	
	Sub Total (B)(2)		0	0	0	0	0	0	0	0	0	0	0	0	0	0	0	0	0	0	
3	Central Government/ State Government(s)																				
(a)	Central Government / President of India		0	0	0	0	0	0	0	0	0	0	0	0	0	0	0	0	0	0	
(b)	State Government / Governor		0	0	0	0	0	0	0	0	0	0	0	0	0	0	0	0	0	0	
(c)	Shareholding by Companies or Bodies Corporate where Central / State Government is a promoter		0	0	0	0	0	0	0	0	0	0	0	0	0	0	0	0	0	0	
	Sub Total (B)(3)		0	0	0	0	0	0	0	0	0	0	0	0	0	0	0	0	0	0	
4	Non-Institutions																				
(a)	Associate companies / Subsidiaries		0	0	0	0	0	0	0	0	0	0	0	0	0	0	0	0	0	0	
(b)	Directors and their relatives (excluding Independent Directors and nominee Directors)		0	0	0	0	0	0	0	0	0	0	0	0	0	0	0	0	0	0	
(c)	Key Managerial Personnel		0	0	0	0	0	0	0	0	0	0	0	0	0	0	0	0	0	0	
(d)	Relatives of promoters (other than 'immediate relatives' of promoters disclosed under 'Promoter and Promoter Group' category)		0	0	0	0	0	0	0	0	0	0	0	0	0	0	0	0	0	0	
(e)	Trusts where any person belonging to 'Promoter and Promoter Group' category is 'trustee','beneficiary', or 'author of the trust'		0	0	0	0	0	0	0	0	0	0	0	0	0	0	0	0	0	0	
(f)	Investor Education and Protection Fund (IEPF)		0	0	0	0	0	0	0	0	0	0	0	0	0	0	0	0	0	0	
(g)	i. Resident individual holding nominal share capital up to Rs. 2 lakhs.		0	0	0	0	0	0	0	0	0	0	0	0	0	0	0	0	0	0	



[illegible]




**Shareholding Pattern under Regulation 31 of SEBI (Listing Obligations and Disclosure Requirements) Regulations, 2015**

1.	Name of Listed Entity: Ambuja Cements Limited.
2.	Scrip Code/Name of Scrip/Class of Security: 500425
3.	Share Holding Pattern Filed under:Reg. 31(1)(b) : Post Amalgamation
	a. If under 31(1)(b) then indicate the report as on 17/12/2024
	b. If under 31(1)(c) then indicate date of allotment/extinguishment
4.	Declaration: The Listed entity is required to submit the following declaration to the extent of submission of information:-

	Particulars	Yes*	No*
1	Whether the Listed Entity has issued any partly paid up shares?		No
2	Whether the Listed Entity has issued any Convertible Securities or Warrants?		No
3	Whether the Listed Entity has any shares against which depository receipts are issued?	Yes	
4	Whether the Listed Entity has any shares in locked-in?	Yes	
5	Whether any shares held by promoters are pledge or otherwise encumbered?		No

\* If the Listed Entity selects the option 'No' for the questions above, the columns for the partly paid up shares, Outstanding Convertible Securities/Warrants, depository receipts, locked-in shares, No of shares pledged or otherwise encumbered by promoters, as applicable, shall not be displayed at the time of dissemination on the Stock Exchange website. Also wherever there is 'No' declared by Listed Entity in above table the values will be considered as 'Zero' by default on submission of the format of holding of specified securities.

GENERATED ON :30/12/2024 NSDL : 17/12/2024 CDSL :17/12/2024






**Ambuja Cements Limited.**
**Table I - Summary Statement holding of specified securities**

Category	Category of shareholder	Nos. of shareholders	No. of fully paid up equity shares held	No. of Partly paid-up equity shares held	No. of shares underlying Depository Receipts	Total nos. shares held	Shareholding as a % of total no. of shares (calculated as per SCRR, 1957)	Number of Voting Rights held in each class of securities			No. of Shares Underlying Outstanding convertible securities (including Warrants)	Shareholding, as a % assuming full conversion of convertible securities (as a % of (A+B+C))	Number of Locked in shares		Number of Shares pledged or otherwise encumbered		Number of equity shares held in dematerialised form	
								No of Voting Rights					Total as a % of (A+B+C)	No. (a)	As a % of total Shares held(b)	No. (a)		As a % of total Shares held(b)
								Class eg: X	Class eg: y	Total								
(I)	(II)	(III)	(IV)	(V)	(VI)	(VII) = (IV)+(V)+(VI)	(VIII) As a % of	(IX)			(X)	(XI)=	(XII)		(XIII)		(XIV)	
(A)	Promoter & Promoter Group	3	1663381052	0	0	1663381052	67.5677	1663381052	0	1663381052	67.5677	0	67.5677	477478249	28.7052	0	0	1663381052
(B)	Public	633546	798418494	0	0	798418494	32.4323	798418494	0	798418494	32.4323	0	32.4323	0	0	NA	NA	791034001
(C)	Non Promoter - Non Public				0				0		0	0			0	NA	NA	
(C1)	Shares Underlying DRs	1	1323932	0	0	1323932	0	0	0	0	0	0	0	0	0	NA	NA	1323932
(C2)	Shares Held By Employee Trust	0	0	0	0	0	0	0	0	0	0	0	0	0	0	NA	NA	0
	Total	633550	2463123478	0	0	2463123478	100	2461799546	0	2461799546	100	0	100	477478249	19.385	0	0	2455738985

GENERATED ON :30/12/2024

NSDL : 17/12/2024

CDSL :17/12/2024



**Ambuja Cements Limited.**
**Table II - Statement showing shareholding pattern of the Promoter and Promoter Group**

Category & Name of the shareholders	Entity Type	PAN	Nos. of shareholders	No. of fully paid up equity shares held	Partly paid-up equity shares held	No. of shares underlying Depository Receipts	Total nos. shares held	Shareholding % calculated as per SCRR, 1957 As a % of (A+B+C2)	Number of Voting Rights held in each class of securities			Shares Underlying Outstanding convertible securities (including securities)	ing, as a % assuming full conversion of convertible securities	Number of Locked In shares		Number of Shares pledged or otherwise encumbered		Number of equity shares held in dematerialised form
									No of Voting Rights		Total as a % of Total Voting Rights			No. (a)	As a % of total Shares held(b)	No. (a)	As a % of total Shares held(b)	
									Class eg: X	Class eg: y								
(I)			(II)	(III)	(IV)	(V)	(VI)	(VII) = (IV)+(V)+(VI)	(VIII) As a		(IX)	(X)	(XI)=	(XII)		(XIII)		(XIV)
1	Indian																	
(a)	Individuals / Hindu Undivided Family			0	0	0	0	0	0	0	0	0	0	0	0	0	0	0
(b)	Central Government / State Government(s)			0	0	0	0	0	0	0	0	0	0	0	0	0	0	0
(c)	Financial Institutions / Banks			0	0	0	0	0	0	0	0	0	0	0	0	0	0	0
(d)	Any Other (Specify)			0	0	0	0	0	0	0	0	0	0	0	0	0	0	0
	Sub Total (A)(1)			0	0	0	0	0	0	0	0	0	0	0	0	0	0	0
2	Foreign																	
(a)	Individuals (Non-Resident Individuals / Foreign Individuals)			0	0	0	0	0	0	0	0	0	0	0	0	0	0	0
(b)	Government			0	0	0	0	0	0	0	0	0	0	0	0	0	0	0
(c)	Institutions			0	0	0	0	0	0	0	0	0	0	0	0	0	0	0
(d)	Foreign Portfolio Investor			0	0	0	0	0	0	0	0	0	0	0	0	0	0	0
(e)	Any Other (Specify)			3	1663381052	0	0	1663381052	67.5677	1663381052	0	1663381052	67.5677	0	67.5677	477478249	28.7053	0
	Bodies Corporate			3	1663381052	0	0	1663381052	67.5677	1663381052	0	1663381052	67.5677	0	67.5677	477478249	28.7053	0
	Holderind Investments Ltd	Promoter	AABCH7099C	1	1185200361	0	0	1185200361	48.1437	1185200361	0	1185200361	48.1437	0	48.1437	0	0	0
	Harmonia Trade And Investment Ltd	Promoter Group	AAFC5913B	1	477478249	0	0	477478249	19.3955	477478249	0	477478249	19.3955	0	19.3955	477478249	100	0
	Endeavour Trade And Investment Limited	Promoters	AAGCE6466K	1	702442	0	0	702442	0.0285	702442	0	702442	0.0285	0	0.0285	0	0	0
	Sub Total (A)(2)			3	1663381052	0	0	1663381052	67.5677	1663381052	0	1663381052	67.5677	0	67.5677	477478249	28.7053	0
	Total Shareholding Of Promoter And Promoter Group (A)= (A)(1)+(A)(2)			3	1663381052	0	0	1663381052	67.5677	1663381052	0	1663381052	67.5677	0	67.5677	477478249	28.7053	0

Details of Shares which remain unclaimed may be given hear along with details such as number of shareholders, outstanding shares held in demat/unclaimed suspense account, voting rights which are frozen etc.

**Note :**

(1) PAN would not be displayed on website of Stock Exchange(s)

(2) The term 'Encumbrance' has the same meaning as assigned under regulation 28(3) of SEBI (Substantial Acquisition of Shares and Takeovers) Regulations, 2011.

GENERATED ON :30/12/2024

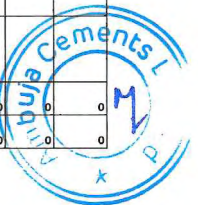
NSDL : 17/12/2024

CDSL :17/12/2024



**Ambuja Cements Limited.**
**Table III - Statement showing shareholding pattern of the Public shareholder**

	Category & Name of the shareholders	PAN	Nos. of shareholders	No. of fully paid up equity shares held	Partly paid-up equity shares held	No. of shares underlying Depository Receipts	Total nos. shares held	Shareholding % calculated as per SCRR, 1957 As a % of (A+B+C2)	Number of Voting Rights held in each class of securities			No. of Shares Underlying Outstanding convertible securities (including Warrants)	Shareholding, as a % assuming full conversion of convertible securities (as a percentage of diluted share capital)	Number of Locked in shares	Number of Shares pledged or otherwise encumbered		Number of equity shares held in dematerialised form	Sub-categorization of shares					
									No of Voting Rights						Total as a % of Total Voting Rights	No. (a)		As a % of total Shares held (b)	No. (a)	As a % of total Shares held(b)	Shareholding(No. of shares) under		
									Class eg: X	Class eg: Y	Total										Sub-category (i)	Sub-category (ii)	Sub-category (iii)
	(I)	(II)	(III)	(IV)	(V)	(VI)	(VII) = (IV)+(V)+(VI)	(VIII) As a % of	(IX)			(X)	(XI)=(VII)+(X) As a % of (A+B+C2)	(XII)	(XIII)		(XIV)	(XV)					
1	Institutions (Domestic)																						
(a)	Mutual Fund		45	189488409	0	0	189488409	7.6972	189488409	0	189488409	7.6972	0	7.6972	0	0	NA	NA	189429174	0	0	0	
	Icici Prudential Value Discovery Fund	AAAAI0038F	1	52143051	0	0	52143051	2.1181	52143051	0	52143051	2.1181	0	2.1181	0	0	NA	NA	52143051	0	0	0	
	Kotak Flexicap Fund	AAATK4475F	1	27662534	0	0	27662534	1.1237	27662534	0	27662534	1.1237	0	1.1237	0	0	NA	NA	27662534	0	0	0	
	Hdfc Mutual Fund - Hdfc Manufacturing Fund	AAATH1809A	1	25705870	0	0	25705870	1.0442	25705870	0	25705870	1.0442	0	1.0442	0	0	NA	NA	25705870	0	0	0	
(b)	Venture Capital Funds		0	0	0	0	0	0	0	0	0	0	0	0	0	0	NA	NA	0	0	0		
(c)	Alternate Investment Funds		33	13683013	0	0	13683013	0.5558	13683013	0	13683013	0.5558	0	0.5558	0	0	NA	NA	13683013	0	0	0	
(d)	Banks		21	83256	0	0	83256	0.0034	83256	0	83256	0.0034	0	0.0034	0	0	NA	NA	74448	0	0	0	
(e)	Insurance Companies		21	164630473	0	0	164630473	6.6874	164630473	0	164630473	6.6874	0	6.6874	0	0	NA	NA	164622223	0	0	0	
	Life Insurance Corporation Of India	AAACL0582H	1	124905083	0	0	124905083	5.0737	124905083	0	124905083	5.0737	0	5.0737	0	0	NA	NA	124896833	0	0	0	
(f)	Provident Funds/ Pension Funds		1	35960330	0	0	35960330	1.4607	35960330	0	35960330	1.4607	0	1.4607	0	0	NA	NA	35960330	0	0	0	
	Nps Trust- A/C Sbi Pension Fund Scheme - State	AAABTN0648L	1	35960330	0	0	35960330	1.4607	35960330	0	35960330	1.4607	0	1.4607	0	0	NA	NA	35960330	0	0	0	
(g)	Asset Reconstruction Companies		0	0	0	0	0	0	0	0	0	0	0	0	0	0	NA	NA	0	0	0		
(h)	Sovereign Wealth Funds		2	5153529	0	0	5153529	0.2093	5153529	0	5153529	0.2093	0	0.2093	0	0	NA	NA	5153529	0	0	0	
(i)	NBFCs registered with RBI		9	66609	0	0	66609	0.0027	66609	0	66609	0.0027	0	0.0027	0	0	NA	NA	35527	0	0	0	
(j)	Other Financial Institutions		5	21000	0	0	21000	0.0009	21000	0	21000	0.0009	0	0.0009	0	0	NA	NA	0	0	0	0	
(k)	Any Other (Specify)		0	0	0	0	0	0	0	0	0	0	0	0	0	0	NA	NA	0	0	0	0	
	Sub Total (B)(1)		137	409086619	0	0	409086619	16.6174	409086619	0	409086619	16.6174	0	16.6174	0	0	NA	NA	408958244	0	0	0	
2	Institutions (Foreign)																						
(a)	Foreign Direct Investment		0	0	0	0	0	0	0	0	0	0	0	0	0	0	NA	NA	0	0	0	0	
(b)	Foreign Venture Capital Investors		0	0	0	0	0	0	0	0	0	0	0	0	0	0	NA	NA	0	0	0	0	
(c)	Sovereign Wealth Funds		0	0	0	0	0	0	0	0	0	0	0	0	0	0	NA	NA	0	0	0	0	
(d)	Foreign Portfolio Investors Category I		473	209338830	0	0	209338830	8.5035	209338830	0	209338830	8.5035	0	8.5035	0	0	NA	NA	209338830	0	0	0	
	Gg Partners Emerging Markets Equity Fund	AACTG7123N	1	37261197	0	0	37261197	1.5136	37261197	0	37261197	1.5136	0	1.5136	0	0	NA	NA	37261197	0	0	0	
(e)	Foreign Portfolio Investors Category II		23	16132434	0	0	16132434	0.6553	16132434	0	16132434	0.6553	0	0.6553	0	0	NA	NA	16132434	0	0	0	
	Overseas Depositories(holding DRs) (balancing figure)		0	0	0	0	0	0	0	0	0	0	0	0	0	0	NA	NA	0	0	0	0	
(f)	Any Other (Specify)		9	61275	0	0	61275	0.0025	61275	0	61275	0.0025	0	0.0025	0	0	NA	NA	0	0	0	0	
	Foreign Institutional Investors		9	61275	0	0	61275	0.0025	61275	0	61275	0.0025	0	0.0025	0	0	NA	NA	0	0	0	0	
	Sub Total (B)(2)		505	225532539	0	0	225532539	9.1613	225532539	0	225532539	9.1613	0	9.1613	0	0	NA	NA	225471264	0	0	0	
3	Central Government/ State Government(s)																						
(a)	Central Government / President of India		2	83224	0	0	83224	0.0034	83224	0	83224	0.0034	0	0.0034	0	0	NA	NA	83224	0	0	0	
(b)	State Government / Governor		0	0	0	0	0	0	0	0	0	0	0	0	0	0	NA	NA	0	0	0	0	
	Shareholding by Companies or Bodies Corporate where Central / State Government is a promoter		0	0	0	0	0	0	0	0	0	0	0	0	0	0	NA	NA	0	0	0	0	
	Sub Total (B)(3)		2	83224	0	0	83224	0.0034	83224	0	83224	0.0034	0	0.0034	0	0	NA	NA	83224	0	0	0	
4	Non-Institutions																						
(a)	Associate companies / Subsidiaries		0	0	0	0	0	0	0	0	0	0	0	0	0	0	NA	NA	0	0	0	0	
	Directors and their relatives (excluding Independent Directors and nominee Directors)		0	0	0	0	0	0	0	0	0	0	0	0	0	0	NA	NA	0	0	0	0	
(c)	Key Managerial Personnel		1	564900	0	0	564900	0.0229	564900	0	564900	0.0229	0	0.0229	0	0	NA	NA	564900	0	0	0	
	Relatives of promoters (other than 'immediate relatives' of promoters disclosed under 'Promoter and Promoter Group' category)		0	0	0	0	0	0	0	0	0	0	0	0	0	0	NA	NA	0	0	0	0	
(D)																							
	Trusts where any person belonging to 'Promoter and Promoter Group' category is 'trustee', 'beneficiary', or 'author of the trust'		0	0	0	0	0	0	0	0	0	0	0	0	0	0	NA	NA	0	0	0	0	
(E)																							
	Investor Education and Protection Fund (IEPF)		1	4711054	0	0	4711054	0.1914	4711054	0	4711054	0.1914	0	0.1914	0	0	NA	NA	4711054	0	0	0	
(f)																							
	i. Resident individual holding nominal share capital up to Rs. 2 lakhs.		610646	116859594	0	0	116859594	4.7469	116859594	0	116859594	4.7469	0	4.7469	0	0	NA	NA	112014140	0	0	0	
(g)																							



(h)	ii. Resident individual holding nominal share capital in excess of Rs. 2 lakhs.	40	10035410	0	0	10035410	0.4076	10035410	0	10035410	0.4076	0	0.4076	0	0	NA	NA	10035410	0	0	0
(i)	Non Resident Indians (NRIs)	12853	11389741	0	0	11389741	0.4627	11389741	0	11389741	0.4627	0	0.4627	0	0	NA	NA	9317626	0	0	0
(j)	Foreign Nationals	6	20759	0	0	20759	0.0008	20759	0	20759	0.0008	0	0.0008	0	0	NA	NA	5759	0	0	0
(k)	Foreign Companies	0	0	0	0	0	0	0	0	0	0	0	0	0	0	NA	NA	0	0	0	0
(l)	Bodies Corporate	2408	15505646	0	0	15505646	0.6299	15505646	0	15505646	0.6299	0	0.6299	0	0	NA	NA	15252833	0	0	0
(m)	Any Other (Specify)	6947	4629008	0	0	4629008	0.188	4629008	0	4629008	0.188	0	0.188	0	0	NA	NA	4619547	0	0	0
	Trusts	26	62013	0	0	62013	0.0025	62013	0	62013	0.0025	0	0.0025	0	0	NA	NA	62013	0	0	0
	Escrow Account	1	150	0	0	150	0	150	0	150	0	0	0	0	0	NA	NA	0	0	0	0
	Body Corp-Ltd Liability Partnership	249	1445261	0	0	1445261	0.0587	1445261	0	1445261	0.0587	0	0.0587	0	0	NA	NA	1445261	0	0	0
	Hindu Undivided Family	6652	3105918	0	0	3105918	0.1262	3105918	0	3105918	0.1262	0	0.1262	0	0	NA	NA	3105727	0	0	0
	Clearing Member	17	6546	0	0	6546	0.0003	6546	0	6546	0.0003	0	0.0003	0	0	NA	NA	6546	0	0	0
	Overseas Bodies Corporates	2	9120	0	0	9120	0.0004	9120	0	9120	0.0004	0	0.0004	0	0	NA	NA	0	0	0	0
	Sub Total (B)(4)	632902	163716112	0	0	163716112	6.6503	163716112	0	163716112	6.6503	0	6.6503	0	0	NA	NA	156521269	0	0	0
	Total Public Shareholding (B)= (B)(1)+(B)(2)+(B)(3)+(B)(4)	633546	798418494	0	0	798418494	32.4323	798418494	0	798418494	32.4323	0	32.4323	0	0	NA	NA	791034001	0	0	0

Details of the shareholders acting as persons in Concert including their Shareholding (No. and %):

No. of shareholders	No. of Shares	%
0		


Details of Shares which remain unclaimed may be given hear along with details such as number of shareholders, outstanding shares held in demat/unclaimed suspense account, voting rights which are frozen etc.

No. of shareholders	No. of Shares
0	0

Note :

- (1) PAN would not be displayed on website of Stock Exchange(s).
- (2) The above format needs to be disclosed along with the names of the shareholders holding 1% or more than 1% of shares of the listed entity. Column no.(XIII) is not applicable in the above format.
- (3) W.r.t. the information pertaining to Depository Receipts, the same may be disclosed in the respective columns to the extent information available and the balance to be disclosed as held by custodian.
- (4) Categorization and disclosure of each shareholder category should be carried out in the order prescribed in the above format. If a shareholder is falling under more than one category, then the same shall be classified in the category falling first in the order prescribed in the above format. Shareholding under any
- (5) Sub-categorization of shares under column no.(XV) will be based on shareholding(no. of shares) under the following sub-categories:
  - (i) Shareholder who are represented by a nominee Director on the board of the listed entity or have the right to nominate a representative(i.e. Director) on the board of the listed entity.
  - (ii) Shareholder who have entered into shareholder agreement with the listed entity.
  - (iii) Shareholders acting as persons in concert with promoters.

GENERATED ON :30/12/2024 NSDL : 17/12/2024 CDSL :17/12/2024



**Ambuja Cements Limited.**
**Table IV - Statement showing shareholding pattern of the Non Promoter- Non Public shareholder**

	Category & Name of the shareholders	PAN	Nos. of shareholders	No. of fully paid up equity shares held	Partly paid-up equity shares held	No. of shares underlying Depository Receipts	Total nos. shares held	Shareholding % calculated as per SCRR, 1957 As a % of (A+B+C2)	Number of Voting Rights held in each class of securities				Number of Shares Underlying Outstanding convertible securities (including securities)	Number of Shares pledged or otherwise assuming full conversion of convertible securities	Number of Locked in shares		Number of Shares pledged or otherwise encumbered		Number of equity shares held in dematerialised form
									No of Voting Rights						No. (a)	As a % of total Shares held(b)	No. (a)	As a % of total Shares held(b)	
									Class eg: X	Class eg: y	Total	Total as a % of (A+B+C)							
(I)	(II)	(III)	(IV)	(V)	(VI)	(VII) =	(VIII) As a	(IX)	(X)	(XI) =	(XII)	(XIII)	(XIV)						
1	Custodian/DR Holder		1	1323932	0	0	1323932	0.0538	1323932	0	1323932	0.0538	0	0.0538	0	0	NA	NA	1323932
2	Employee Benefit Trust / Employee Welfare Trust under SEBI (Share based Employee Benefits and Sweat Equity) Regulations, 2021		0	0	0	0	0	0	0	0	0	0	0	0	0	0	NA	NA	0
	Total Non-Promoter- Non Public Shareholding (C)= (C1)+(C2)		1	1323932	0	0	1323932	0.0538	1323932	0	1323932	0.0538	0	0.0538	0	0	NA	NA	1323932

**Note :**

(1) PAN would not be displayed on website of Stock Exchange(s).

(2) The above format needs to be disclosed along with the names of the shareholders holding 1% or more than 1% of shares of the listed entity. Column no.(XIII) is not applicable in the above format.

(3) W.r.t. the information pertaining to Depository Receipts, the same may be disclosed in the respective columns to the extent information available.

GENERATED ON :30/12/2024

NSDL : 17/12/2024

CDSL :17/12/2024

