

## Annexure-7


**Ambuja Cements Limited**

**Shareholding Pattern under Regulation 31 of SEBI (Listing Obligations and Disclosure Requirements) Regulations, 2015**

1.	Name of Listed Entity: Ambuja Cements Limited. : Pre-Amalgamation		
2.	Scrip Code/Name of Scrip/Class of Security: 500425		
3.	Share Holding Pattern Filed under: Reg. 31(1)(b)		
	a.	If under 31(1)(b) then indicate the report as on 27/06/2024	
	b.	If under 31(1)(c) then indicate date of allotment/extinguishment	
4.	Declaration: The Listed entity is required to submit the following declaration to the extent of submission of information:-		

	Particulars	Yes*	No*
1	Whether the Listed Entity has issued any partly paid up shares?		No
2	Whether the Listed Entity has issued any Convertible Securities or Warrants?		No
3	Whether the Listed Entity has any shares against which depository receipts are issued?	Yes	
4	Whether the Listed Entity has any shares in locked-in?	Yes	
5	Whether any shares held by promoters are pledge or otherwise encumbered?		No


\* If the Listed Entity selects the option 'No' for the questions above, the columns for the partly paid up shares, Outstanding Convertible Securities/Warrants, depository receipts, locked-in shares, No of shares pledged or otherwise encumbered by promoters, as applicable, shall not be displayed at the time of dissemination on the Stock Exchange website. Also wherever there is 'No' declared by Listed Entity in above table the values will be considered as 'Zero' by default on submission of the format of holding of specified securities.



Ambuja Cements Limited.

Table I - Summary Statement holding of specified securities

Category	Category of shareholder	Nos. of shareholders	No. of fully paid up equity shares held	No. of Partly paid-up equity shares held	No. of shares underlying Depository Receipts	Total nos. shares held	Shareholding as a % of total no. of shares (calculated as per SCRR, 1957)	Number of Voting Rights held in each class of securities				No. of Shares Underlying Outstanding convertible securities (including as a % of (A+B+C))	Shareholding, as a % assuming full conversion of convertible securities (as a percent)	Number of Locked in shares		Number of Shares pledged or otherwise encumbered		Number of equity shares held in dematerialised form
								No of Voting Rights			Total as a % of (A+B+C)			No. (a)	As a % of total Shares held(b)	No. (a)	As a % of total Shares held(b)	
								Class eg: X	Class eg: y	Total								
(I)	(II)	(III)	(IV)	(V)	(VI)	(VII) = (IV)+(V)+	(VIII) As	(IX)			(X)	(XI)=	(XII)		(XIII)		(XIV)	
(A)	Promoter & Promoter Group	3	1731337052	0	0	1731337052	70.33	1731337052	0	1731337052	70.33	0	70.33	477478249	27.58	0	0	1731337052
(B)	Public	609613	730446585	0	0	730446585	29.67	730446585	0	730446585	29.67	0	29.67	0	0	NA	NA	722250040
(C)	Non Promoter - Non Public				0				0			0			0	NA	NA	
(C1)	Shares Underlying DRs	2	1339841	0	0	1339841	0	0	0	0	0	0	0	0	0	NA	NA	1339841
(C2)	Shares Held By Employee Trust	0	0	0	0	0	0	0	0	0	0	0	0	0	0	NA	NA	0
	Total	609618	2463123478	0	0	2463123478	100	2461783637	0	2461783637	100	0	100	477478249	19.4	0	0	2454926933



Ambuja Cements Limited.

Table II - Statement showing shareholding pattern of the Promoter and Promoter Group

	Category & Name of the shareholders	Entity Type	PAN	Nos. of shareholders	No. of fully paid up equity shares held	Partly paid-up equity shares held	No. of shares underlying Depository Receipts	Total nos. shares held	Shareholding % calculated as per SCRR, 1957 As a % of (A+B+C2)	Number of Voting Rights held in each class of securities				No. of Shares Underlying Outstanding convertible securities (including	Shareholding, as a % assuming full conversion of convertible securities (as a percentage)	Number of Locked in shares		Number of Shares pledged or otherwise encumbered		Number of equity shares held in dematerialised form
										No of Voting Rights			Total as a % of Total Voting Rights			No. (a)	As a % of total Shares held(b)	No. (a)	As a % of total Shares held(b)	
										Class eg: X	Class eg: y	Total								
(i)	(ii)	(iii)	(iv)	(v)	(vi)	(vii) = (iv)+(v)+ (vi)	(viii) As	(ix)	(x)	(xi)=	(xii)	(xiii)	(xiv)							
1	Indian																			
(a)	Individuals / Hindu Undivided Family			0	0	0	0	0	0	0	0	0	0	0	0	0	0	0	0	
(b)	Central Government / State Government(s)			0	0	0	0	0	0	0	0	0	0	0	0	0	0	0	0	
(c)	Financial Institutions / Banks			0	0	0	0	0	0	0	0	0	0	0	0	0	0	0	0	
(d)	Any Other (Specify)			0	0	0	0	0	0	0	0	0	0	0	0	0	0	0	0	
	Sub Total (A)(1)			0	0	0	0	0	0	0	0	0	0	0	0	0	0	0	0	
2	Foreign																			
(a)	Individuals (Non-Resident Individuals / Foreign Individuals)			0	0	0	0	0	0	0	0	0	0	0	0	0	0	0	0	
(b)	Government			0	0	0	0	0	0	0	0	0	0	0	0	0	0	0	0	
(c)	Institutions			0	0	0	0	0	0	0	0	0	0	0	0	0	0	0	0	
(d)	Foreign Portfolio Investor			0	0	0	0	0	0	0	0	0	0	0	0	0	0	0	0	
(e)	Any Other (Specify)			3	1731337052	0	0	1731337052	70.329	1731337052	0	1731337052	70.329	0	70.329	477478249	27.58	0	0	1731337052
	Bodies Corporate			3	1731337052	0	0	1731337052	70.329	1731337052	0	1731337052	70.329	0	70.329	477478249	27.58	0	0	1731337052
	Holderind Investments Ltd	Promoter Group		1	1253156361	0	0	1253156361	50.904	1253156361	0	1253156361	50.904	0	50.904	0	0	0	0	1253156361
	Harmonia Trade And Investment Ltd	Promoter Group		1	477478249	0	0	477478249	19.396	477478249	0	477478249	19.396	0	19.396	477478249	100	0	0	477478249
	Endeavour Trade And Investment Limited	Promoters		1	702442	0	0	702442	0.0285	702442	0	702442	0.0285	0	0.0285	0	0	0	0	702442
	Sub Total (A)(2)			3	1731337052	0	0	1731337052	70.329	1731337052	0	1731337052	70.329	0	70.329	477478249	27.58	0	0	1731337052
	Total Shareholding Of Promoter And Promoter Group (A)= (A)(1)+(A)(2)			3	1731337052	0	0	1731337052	70.329	1731337052	0	1731337052	70.329	0	70.329	477478249	27.58	0	0	1731337052

Details of Shares which remain unclaimed may be given hear along with details such as number of shareholders, outstanding shares held in demat/unclaimed suspense account, voting rights which are frozen etc.

Note :

(1) PAN would not be displayed on website of Stock Exchange(s)

(2) The term 'Encumbrance' has the same meaning as assigned under regulation 28(3) of SEBI (Substantial Acquisition of Shares and Takeovers) Regulations, 2011.


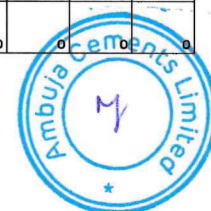




Table III - Statement showing shareholding pattern of the Public shareholder

Category & Name of the shareholders	PAN	Nos. of shareholders	No. of fully paid up equity shares held	Partly paid-up equity shares held	No. of shares underlying Depository Receipts	Total nos. shares held	Shareholding % calculated as per SCRR, 1957 As a % of (A+B+C2)	Number of Voting Rights held in each class of securities				Shares Underlying Outstanding convertible securities (including Warrant)	Number of Locked in shares	Number of Shares pledged or otherwise encumbered		Number of equity shares held in dematerialised form	Sub-categorization of shares			
								No of Voting Rights			Total as a % of Total Voting Rights			As a % of total Shares held(b)	As a % of total Shares held(b)		Shareholding(No. of shares) under	Sub-category(i)	Sub-category(ii)	Sub-category(iii)
								Class eg: X	Class eg: y	Total										
(I)	(II)	(III)	(IV)	(V)	(VI)	(VII) = (IV)+(V)+(VI)	(VIII) As	(IX)			(X)	(XI)=	(XII)	(XIII)		(XIV)	(XV)			
1	Institutions (Domestic)		46	136411415	0	0	136411415	5.5412	136411415	0	136411415	5.5412	0	0	NA	NA	136349180	0	0	0
(a)	Mutual Fund		1	26306666	0	0	26306666	1.0686	26306666	0	26306666	1.0686	0	0	NA	NA	26306666	0	0	0
(b)	Kotak Flexicap Fund		0	0	0	0	0	0	0	0	0	0	0	0	NA	NA	0	0	0	0
(c)	Venture Capital Funds		31	8243501	0	0	8243501	0.3349	8243501	0	8243501	0.3349	0	0	NA	NA	8243501	0	0	0
(d)	Alternate Investment Funds		22	39873	0	0	39873	0.0016	39873	0	39873	0.0016	0	0	NA	NA	24365	0	0	0
(e)	Banks		20	158133544	0	0	158133544	6.4235	158133544	0	158133544	6.4235	0	0	NA	NA	158125294	0	0	0
(f)	Insurance Companies		1	124905083	0	0	124905083	5.0738	124905083	0	124905083	5.0738	0	0	NA	NA	124896833	0	0	0
(g)	Life Insurance Corporation Of India		1	18268564	0	0	18268564	0.7421	18268564	0	18268564	0.7421	0	0	NA	NA	18268564	0	0	0
(h)	Provident Funds/ Pension Funds		0	0	0	0	0	0	0	0	0	0	0	0	NA	NA	0	0	0	0
(i)	Asset Reconstruction Companies		2	5153529	0	0	5153529	0.2093	5153529	0	5153529	0.2093	0	0	NA	NA	5153529	0	0	0
(j)	Sovereign Wealth Funds		10	48186	0	0	48186	0.002	48186	0	48186	0.002	0	0	NA	NA	17104	0	0	0
(k)	NBFCs registered with RBI		7	57430	0	0	57430	0.0023	57430	0	57430	0.0023	0	0	NA	NA	32680	0	0	0
(l)	Other Financial Institutions		0	0	0	0	0	0	0	0	0	0	0	0	NA	NA	0	0	0	0
(m)	Any Other (Specify)		0	0	0	0	0	0	0	0	0	0	0	0	NA	NA	0	0	0	0
(n)	Sub Total (B)(1)		139	326356042	0	0	326356042	13.257	326356042	0	326356042	13.257	0	0	NA	NA	326214217	0	0	0
2	Institutions (Foreign)																			
(a)	Foreign Direct Investment		0	0	0	0	0	0	0	0	0	0	0	0	NA	NA	0	0	0	0
(b)	Foreign Venture Capital Investors		0	0	0	0	0	0	0	0	0	0	0	0	NA	NA	0	0	0	0
(c)	Sovereign Wealth Funds		0	0	0	0	0	0	0	0	0	0	0	0	NA	NA	0	0	0	0
(d)	Foreign Portfolio Investors Category I		479	219888713	0	0	219888713	8.9321	219888713	0	219888713	8.9321	0	0	NA	NA	219888713	0	0	0
(e)	Ggg Partners Emerging Markets Equity Fund		1	33341915	0	0	33341915	1.3544	33341915	0	33341915	1.3544	0	0	NA	NA	33341915	0	0	0
(f)	Foreign Portfolio Investors Category II		26	16417281	0	0	16417281	0.6669	16417281	0	16417281	0.6669	0	0	NA	NA	16417281	0	0	0
(g)	Overseas Depositories(holding DRs) (balancing figure)		0	0	0	0	0	0	0	0	0	0	0	0	NA	NA	0	0	0	0
(h)	Any Other (Specify)		10	62775	0	0	62775	0.0025	62775	0	62775	0.0025	0	0	NA	NA	0	0	0	0
(i)	Foreign Institutional Investors		10	62775	0	0	62775	0.0025	62775	0	62775	0.0025	0	0	NA	NA	0	0	0	0
(j)	Sub Total (B)(2)		515	236368769	0	0	236368769	9.6015	236368769	0	236368769	9.6015	0	0	NA	NA	236305994	0	0	0
3	Central Government/ State Government(s)																			
(a)	Central Government / President of India		2	82750	0	0	82750	0.0034	82750	0	82750	0.0034	0	0	NA	NA	82750	0	0	0
(b)	State Government / Governor		0	0	0	0	0	0	0	0	0	0	0	0	NA	NA	0	0	0	0
(c)	Shareholding by Companies or Bodies Corporate where Central / State Government is a promoter		0	0	0	0	0	0	0	0	0	0	0	0	NA	NA	0	0	0	0
(d)	Sub Total (B)(3)		2	82750	0	0	82750	0.0034	82750	0	82750	0.0034	0	0	NA	NA	82750	0	0	0
4	Non-Institutions																			
(a)	Associate companies / Subsidiaries		0	0	0	0	0	0	0	0	0	0	0	0	NA	NA	0	0	0	0
(b)	Directors and their relatives (excluding Independent Directors and nominee Directors)		0	0	0	0	0	0	0	0	0	0	0	0	NA	NA	0	0	0	0
(c)	Key Managerial Personnel		1	564900	0	0	564900	0.0229	564900	0	564900	0.0229	0	0	NA	NA	564900	0	0	0
(d)	Relatives of promoters (other than 'immediate relatives' of promoters disclosed under 'Promoter and Promoter Group' category)		0	0	0	0	0	0	0	0	0	0	0	0	NA	NA	0	0	0	0
(e)	Trusts where any person belonging to 'Promoter and Promoter Group' category is 'trustee', 'beneficiary', or 'author of the trust'		0	0	0	0	0	0	0	0	0	0	0	0	NA	NA	0	0	0	0
(f)	Investor Education and Protection Fund (IEPF)		1	4130241	0	0	4130241	0.1678	4130241	0	4130241	0.1678	0	0	NA	NA	4130241	0	0	0
(g)	i. Resident Individual holding nominal share capital up to Rs. 2 lakhs.		588366	114730529	0	0	114730529	4.6605	114730529	0	114730529	4.6605	0	0	NA	NA	109341670	0	0	0





(h)	ii. Resident individual holding nominal share capital in excess of Rs. 2 lakhs.	46	11779841	0	0	11779841	0.4785	11779841	0	11779841	0.4785	0	0.4785	0	0	0	NA	NA	11779841	0	0	0	0
(i)	Non Resident Indians (NRIs)	11623	11486105	0	0	11486105	0.4666	11486105	0	11486105	0.4666	0	0.4666	0	0	0	NA	NA	9167872	0	0	0	0
(j)	Foreign Nationals	5	20605	0	0	20605	0.0008	20605	0	20605	0.0008	0	0.0008	0	0	0	NA	NA	5605	0	0	0	0
(k)	Foreign Companies	0	0	0	0	0	0	0	0	0	0	0	0	0	0	0	NA	NA	0	0	0	0	0
(l)	Bodies Corporate	2390	19801912	0	0	19801912	0.8044	19801912	0	19801912	0.8044	0	0.8044	0	0	0	NA	NA	19541445	0	0	0	0
(m)	Any Other (Specify)	6525	5124891	0	0	5124891	0.2082	5124891	0	5124891	0.2082	0	0.2082	0	0	0	NA	NA	5115505	0	0	0	0
	Trusts	24	292764	0	0	292764	0.0119	292764	0	292764	0.0119	0	0.0119	0	0	0	NA	NA	292764	0	0	0	0
	Body Corp-Ltd Liability Partnership	228	1481566	0	0	1481566	0.0602	1481566	0	1481566	0.0602	0	0.0602	0	0	0	NA	NA	1481566	0	0	0	0
	Hindu Undivided Family	6251	3242302	0	0	3242302	0.1317	3242302	0	3242302	0.1317	0	0.1317	0	0	0	NA	NA	3242036	0	0	0	0
	Clearing Member	19	95389	0	0	95389	0.0039	95389	0	95389	0.0039	0	0.0039	0	0	0	NA	NA	95389	0	0	0	0
	Overseas Bodies Corporates	3	12870	0	0	12870	0.0005	12870	0	12870	0.0005	0	0.0005	0	0	0	NA	NA	3750	0	0	0	0
	Sub Total (B)(4)	608957	167639024	0	0	167639024	6.8097	167639024	0	167639024	6.8097	0	6.8097	0	0	0	NA	NA	159647079	0	0	0	0
	Total Public Shareholding (B)= (B)(1)+(B)(2)+(B)(3)+b(4)	609613	730446585	0	0	730446585	29.671	730446585	0	730446585	29.671	0	29.671	0	0	0	NA	NA	722250040	0	0	0	0

Details of the shareholders acting as persons in Concert including their Shareholding (No. and %):

No. of shareholders	No. of Shares	%
0		

Details of Shares which remain unclaimed may be given hear along with details such as number of shareholders, outstanding shares held in demat/unclaimed suspense account, voting rights which are frozen etc.

No. of shareholders	No. of Shares
0	0

Note :

(1) PAN would not be displayed on website of Stock Exchange(s).

(2) The above format needs to be disclosed along with the names of the shareholders holding 1% or more than 1% of shares of the listed entity. Column no.(XIII)is not applicable in the above format.

(3) W.r.t. the information pertaining to Depository Receipts, the same may be disclosed in the respective columns to the extent information available and the balance to be disclosed as held by custodian.


(4) Categorization and disclosure of each shareholder category should be carried out in the order prescribed in the above format. If a shareholder is falling under more than one category, then the same shall be classified in the category falling first in the order prescribed in

(5) Sub-categorization of shares under column no.(XV) will be based on shareholding(no. of shares)under the following sub-categories:

(i) Shareholder who are represented by a nominee Director on the board of the listed entity or have the right to nominate a representative(i.e. Director)on the board of the listed entity.

(ii) Shareholder who have entered into shareholder agreement with the listed entity.

(iii) Shareholders acting as persons in concert with promoters.



Ambuja Cements Limited.

Table IV - Statement showing shareholding pattern of the Non Promoter- Non Public shareholder


	Category & Name of the shareholders	PAN	Nos. of shareholders	No. of fully paid up equity shares held	Partly paid-up equity shares held	No. of shares underlying Depository Receipts	Total nos. shares held	Shareholding % calculated as per SCRR, 1957 As a % of (A+B+C 2)	Number of Voting Rights held in each class of securities				Number of Shares Underlying Outstanding convertible securities (including as a % of conversion of convertible securities (as a percent	Number of Locked in shares		Number of Shares pledged or otherwise encumbered		Number of equity shares held in dematerialised form
									No of Voting Rights			Total as a % of (A+B+C)						
									Class eg: X	Class eg: y	Total							
														(IX)	(X)	(XI)=	(XII)	
	(I)	(II)	(III)	(IV)	(V)	(VI)	(VII) =	(VIII) As										
1	Custodian/DR Holder		2	1339841	0	0	1339841	0	1339841	0	1339841	0	0	0	0	0	1327841	
2	Employee Benefit Trust / Employee Welfare Trust under SEBI (Share based Employee Benefits and Sweat Equity) Regulations, 2021		0	0	0	0	0	0	0	0	0	0	0	0	0	0	0	
	Total Non-Promoter- Non Public Shareholding (C)= (C)(1)+(C)(2)		2	1339841	0	0	1339841	0	1339841	0	1339841	0	0	0	0	0	1327841	

Note :

(1) PAN would not be displayed on website of Stock Exchange(s).

(2) The above format needs to be disclosed along with the names of the shareholders holding 1% or more than 1% of shares of the listed entity. Column no.(XIII)is not applicable in the above format.

(3) W.r.t. the information pertaining to Depository Receipts, the same may be disclosed in the respective columns to the extent information available.



Shareholding Pattern under Regulation 31 of SEBI (Listing Obligations and Disclosure Requirements) Regulations, 2015

1.	Name of Listed Entity: Adani Cementation Limited
2.	Scrip Code/Name of Scrip/Class of Security: Equity Shares
3.	Share Holding Pattern Filed under: <b>Reg. 31(1)(b) : Pre-Amalgamation</b>
	a. If under 31(1)(b) then indicate the report for Quarter : N.A.
	b. If under 31(1)(c) then indicate date of allotment/extinguishment
4.	Declaration: The Listed entity is required to submit the following declaration to the extent of submission of information:-

	Particulars	Yes*	No*
1	Whether the Listed Entity has issued any partly paid up shares?	-	-
2	Whether the Listed Entity has issued any Convertible Securities or Warrants?	-	-
3	Whether the Listed Entity has any shares against which depository receipts are issued?	-	-
4	Whether the Listed Entity has any shares in locked-in?	-	No
5	Whether any shares held by promoters are pledge or otherwise encumbered?	-	No

\* If the Listed Entity selects the option 'No' for the questions above, the columns for the partly paid up shares, Outstanding Convertible Securities/Warrants, depository receipts, locked-in shares, No of shares pledged or otherwise encumbered by promoters, as applicable, shall not be displayed at the time of dissemination on the Stock Exchange website. Also wherever there is 'No' declared by Listed Entity in above table the values will be considered as 'Zero' by default on submission of the format of holding of specified securities.





**Adani Cementation Limited**
**Table I - Summary Statement holding of specified securities**

Category	Category of shareholder	Nos. of shareholders	No. of fully paid up equity shares held	No. of Partly paid-up equity shares held	No. of shares underlying Depository Receipts	Total nos. shares held	Shareholding as a % of total no. of shares (calculated as per SCRR, 1957)	Number of Voting Rights held in each class of securities			No. of Shares Underlying Outstanding convertible securities (including Warrant	Shareholding, as a % assuming full conversion of convertible securities (as a percentage of	Number of Locked in shares		Number of Shares pledged or otherwise encumbered		Number of equity shares held in dematerialised form	
								No of Voting Rights					Total as a % of (A+B+C)	No. (a)	As a % of total Shares held(b)	No. (a)		As a % of total Shares held(b)
								Class eg: X	Class eg: y	Total								
(I)	(II)	(III)	(IV)	(V)	(VI)	(VII) = (IV)+(V)+(VI)	(VIII) As a %	(IX)			(X)	(XI)=	(XII)		(XIII)		(XIV)	
(A)	*Promoter & Promoter Group	7	50000	0	0	50000	100.00	50000	0	50000	100.00	0	78.52	0	0	0	0	50000
(B)	Public	0	0	0	0	0	0	0	0	0	0	0	0	0	0	0	0	0
(C)	Non Promoter - Non Public	0	0	0	0	0	0	0	0	0	0	0	0	0	0	0	0	0
(C1)	Shares Underlying DRs	0	0	0	0	0	0	0	0	0	0	0	0	0	0	0	0	0
(C2)	Shares Held By Employee Trust	0	0	0	0	0	0	0	0	0	0	0	0	0	0	0	0	0
	Total	7	50000	0	0	50000	100.00	50000	0	50000	100.00	0	78.52	0	0	0	0	50000

\* Including Shares held by other 6 Nominee Shareholders



Adani Cementation Limited

Table II - Statement showing shareholding pattern of the Promoter and Promoter Group

	Category & Name of the shareholders	Entity Type	PAN	Nos. of shareholders	No. of fully paid up equity shares held	Partly paid-up equity shares held	No. of shares underlying Depository Receipts	Total nos. shares held	Shareholding % calculated as per SCRR, 1957 As a % of (A+B+C2)	Number of Voting Rights held in each class of securities				No. of Shares Underlying Outstanding convertible securities (including convertible securities as a % of Total Voting Rights)	Shareholding, as a % assuming full conversion of convertible securities (as a % of Total Voting Rights)	Number of Locked in shares		Number of Shares pledged or otherwise encumbered		Number of equity shares held in dematerialised form
										No of Voting Rights			Total as a % of Total Voting Rights			No. (a)	As a % of total Shares held(b)	No. (a)	As a % of total Shares held(b)	
										Class eg: X	Class eg: y	Total								
	(I)		(II)	(III)	(IV)	(V)	(VI)	(VII) = (IV)+(V)+(VI)	(VIII) As	Class eg: X	Class eg: y	Total	(X)	(XI)=	(XII)	(XIII)	(XIV)			
1	Indian																			
(a)	Individuals / Hindu Undivided Family	-	-	0	0	0	0	0	0	0	0	0	0	0	0	0	0	0		
(b)	Central Government / State Government(s)			0	0	0	0	0	0	0	0	0	0	0	0	0	0	0		
(c)	Financial Institutions / Banks			0	0	0	0	0	0	0	0	0	0	0	0	0	0	0		
(d)	Any Other (Specify)			0	0	0	0	0	0	0	0	0	0	0	0	0	0	0		
	Bodies Corporate			0	0	0	0	0	0	0	0	0	0	0	0	0	0	0		
	*Adani Enterprises Limited	Promoter		7	50000	0	0	50000	100	50000	0	50000	100	0	0	0	0	50000		
	Sub Total (A)(1)			7	50000	0	0	50000	100	50000	0	50000	100	0	0	0	0	50000		
2	Foreign																			
(a)	Individuals (Non-Resident Individuals / Foreign Individuals)			0	0	0	0	0	0	0	0	0	0	0	0	0	0	0		
(b)	Government			0	0	0	0	0	0	0	0	0	0	0	0	0	0	0		
(c)	Institutions			0	0	0	0	0	0	0	0	0	0	0	0	0	0	0		
(d)	Foreign Portfolio Investor			0	0	0	0	0	0	0	0	0	0	0	0	0	0	0		
(e)	Any Other (Specify)			0	0	0	0	0	0	0	0	0	0	0	0	0	0	0		
	Sub Total (A)(2)			0	0	0	0	0	0	0	0	0	0	0	0	0	0	0		
	Total Shareholding Of Promoter And Promoter Group (A)= (A)(1)+(A)(2)			7	50000	0	0	50000	100	50000	0	50000	100	0	0	0	0	50000		
	* Shares held along with 6 other Nominees																			

\* Shares held along with 6 other Nominees

Details of Shares which remain unclaimed may be given hear along with details such as number of shareholders, outstanding shares held in demat/unclaimed suspense account, voting rights which are frozen etc.

Note :

(1) PAN would not be displayed on website of Stock Exchange(s)

(2) The term 'Encumbrance' has the same meaning as assigned under regulation 28(3) of SEBI (Substantial Acquisition of Shares and Takeovers) Regulations, 2011.



Table III - Statement showing shareholding pattern of the Public shareholder

	Category & Name of the shareholders	PAN	Nos. of shareholders	No. of fully paid up equity shares held	Partly paid-up equity shares held	No. of shares underlying Depository Receipts	Total nos. shares held	Shareholding % calculated as per SCRR, 1957 As a % of (A+B+C2)	Number of Voting Rights held in each class of securities				No. of Shares Underlying Outstanding convertible securities	Shareholding, as a % assuming full conversion of convertible securities	Number of Locked in shares		Number of Shares pledged or otherwise encumbered		Number of equity shares held in dematerialised form	Sub-categorization of shares		
									No of Voting Rights			Total as a % of Total Voting Rights			No. (a)	As a % of total Shares held(b)	No. (a)	As a % of total Shares held(b)		Sub-categor y(i)	Sub-categor y(ii)	Sub-categor y(iii)
									Class eg: X	Class eg: y	Total											
(I)	(II)	(III)	(IV)	(V)	(VI)	(VII) =	(VIII) As a	(IX)			(X)	(XI)=	(XII)		(XIII)		(XIV)	(XV)				
1	Institutions (Domestic)																					
(a)	Mutual Fund		0	0	0	0	0	0	0	0	0	0	0	0	0	0	0	0	0	0	0	0
(b)	Venture Capital Funds		0	0	0	0	0	0	0	0	0	0	0	0	0	0	0	0	0	0	0	0
(c)	Alternate Investment Funds		0	0	0	0	0	0	0	0	0	0	0	0	0	0	0	0	0	0	0	0
(d)	Banks		0	0	0	0	0	0	0	0	0	0	0	0	0	0	0	0	0	0	0	0
(e)	Insurance Companies		0	0	0	0	0	0	0	0	0	0	0	0	0	0	0	0	0	0	0	0
(f)	Provident Funds/ Pension Funds		0	0	0	0	0	0	0	0	0	0	0	0	0	0	0	0	0	0	0	0
(g)	Asset Reconstruction Companies		0	0	0	0	0	0	0	0	0	0	0	0	0	0	0	0	0	0	0	0
(h)	Sovereign Wealth Funds		0	0	0	0	0	0	0	0	0	0	0	0	0	0	0	0	0	0	0	0
(i)	NBFCs registered with RBI		0	0	0	0	0	0	0	0	0	0	0	0	0	0	0	0	0	0	0	0
(j)	Other Financial Institutions		0	0	0	0	0	0	0	0	0	0	0	0	0	0	0	0	0	0	0	0
(k)	Any Other (Specify)		0	0	0	0	0	0	0	0	0	0	0	0	0	0	0	0	0	0	0	0
	Sub Total (B)(1)		0	0	0	0	0	0	0	0	0	0	0	0	0	0	0	0	0	0	0	0
2	Institutions (Foreign)																					
(a)	Foreign Direct Investment		0	0	0	0	0	0	0	0	0	0	0	0	0	0	0	0	0	0	0	0
(b)	Foreign Venture Capital Investors		0	0	0	0	0	0	0	0	0	0	0	0	0	0	0	0	0	0	0	0
(c)	Sovereign Wealth Funds		0	0	0	0	0	0	0	0	0	0	0	0	0	0	0	0	0	0	0	0
(d)	Foreign Portfolio Investors Category I		0	0	0	0	0	0	0	0	0	0	0	0	0	0	0	0	0	0	0	0
(e)	Foreign Portfolio Investors Category II		0	0	0	0	0	0	0	0	0	0	0	0	0	0	0	0	0	0	0	0
(f)	Overseas Depositories(holding DRs) (balancing figure)		0	0	0	0	0	0	0	0	0	0	0	0	0	0	0	0	0	0	0	0
(g)	Any Other (Specify)		0	0	0	0	0	0	0	0	0	0	0	0	0	0	0	0	0	0	0	0
	Sub Total (B)(2)		0	0	0	0	0	0	0	0	0	0	0	0	0	0	0	0	0	0	0	0
3	Central Government/ State Government(s)																					
(a)	Central Government / President of India		0	0	0	0	0	0	0	0	0	0	0	0	0	0	0	0	0	0	0	0
(b)	State Government / Governor		0	0	0	0	0	0	0	0	0	0	0	0	0	0	0	0	0	0	0	0
(c)	Shareholding by Companies or Bodies Corporate where Central / State Government is a promoter		0	0	0	0	0	0	0	0	0	0	0	0	0	0	0	0	0	0	0	0
	Sub Total (B)(3)		0	0	0	0	0	0	0	0	0	0	0	0	0	0	0	0	0	0	0	0
4	Non-Institutions		0	0	0	0	0	0	0	0	0	0	0	0	0	0	0	0	0	0	0	0
(a)	Associate companies / Subsidiaries		0	0	0	0	0	0	0	0	0	0	0	0	0	0	0	0	0	0	0	0
(b)	Directors and their relatives (excluding Independent Directors and nominee Directors)		0	0	0	0	0	0	0	0	0	0	0	0	0	0	0	0	0	0	0	0
(c)	Key Managerial Personnel		0	0	0	0	0	0	0	0	0	0	0	0	0	0	0	0	0	0	0	0
(d)	Relatives of promoters (other than 'immediate relatives' of promoters disclosed under 'Promoter and Promoter Group' category)		0	0	0	0	0	0	0	0	0	0	0	0	0	0	0	0	0	0	0	0
(e)	Trusts where any person belonging to 'Promoter and Promoter Group' category is 'trustee', 'beneficiary', or 'author of the trust'		0	0	0	0	0	0	0	0	0	0	0	0	0	0	0	0	0	0	0	0
(f)	Investor Education and Protection Fund (IEPF)		0	0	0	0	0	0	0	0	0	0	0	0	0	0	0	0	0	0	0	0
(g)	i. Resident Individual holding nominal share capital up to Rs. 2 lakhs.		0	0	0	0	0	0	0	0	0	0	0	0	0	0	0	0	0	0	0	0







**Adani Cementation Limited**
**Table IV - Statement showing shareholding pattern of the Non Promoter- Non Public shareholder**

	Category & Name of the shareholders	PAN	Nos. of shareholders	No. of fully paid up equity shares held	Partly paid-up equity shares held	No. of shares underlying Depository Receipts	Total nos. shares held	Shareholding % calculated as per SCRR, 1957 As a % of (A+B+C 2)	Number of Voting Rights held in each class of securities				Shares Underlying Outstanding convertible securities (including Warrant	Iding , as a % assuming full conversion of convertible securities ( as a percent age of	Number of Locked in shares		Number of Shares pledged or otherwise encumbered		Number of equity shares held in dematerialised form
									No of Voting Rights			Total as a % of (A+B+C)			No. (a)	As a % of total Shares held(b)	No. (a)	As a % of total Shares held(b)	
									Class eg: X	Class eg: y	Total								
(I)	(II)	(III)	(IV)	(V)	(VI)	(VII) =	(VIII) As	(IX)				(X)	(XI)=	(XII)		(XIII)		(XIV)	
1	Custodian/DR Holder		0	0	0	0	0	0	0	0	0	0	0	0	0	0	NA	NA	0
2	Employee Benefit Trust / Employee Welfare Trust under SEBI (Share based Employee Benefits and Sweat Equity) Regulations, 2021		0	0	0	0	0	0	0	0	0	0	0	0	0	0	NA	NA	0
	Total Non-Promoter- Non Public Shareholding (C)= (C)(1)+(C)(2)		0	0	0	0	0	0	0	0	0	0	0	0	0	0	NA	NA	

**Note :**

(1) PAN would not be displayed on website of Stock Exchange(s).

(2) The above format needs to be disclosed along with the names of the shareholders holding 1% or more than 1% of shares of the listed entity. Column no.(XIII)is not applicable in the above format.

(3) W.r.t. the information pertaining to Depository Receipts, the same may be disclosed in the respective columns to the extent information available.




**Shareholding Pattern under Regulation 31 of SEBI (Listing Obligations and Disclosure Requirements) Regulations, 2015**

1.	Name of Listed Entity: Ambuja Cements Limited : Post Amalgamation
2.	Scrip Code/Name of Scrip/Class of Security: 500425
3.	Share Holding Pattern Filed under: Reg. 31(1)(b)
	a. If under 31(1)(b) then indicate the report as : N.A.
	b. If under 31(1)(c) then indicate date of allotment/extinguishment
4.	Declaration: The Listed entity is required to submit the following declaration to the extent of submission of information:-

	Particulars	Yes*	No*
1	Whether the Listed Entity has issued any partly paid up shares?		No
2	Whether the Listed Entity has issued any Convertible Securities or Warrants?		No
3	Whether the Listed Entity has any shares against which depository receipts are issued?	Yes	
4	Whether the Listed Entity has any shares in locked-in?	Yes	
5	Whether any shares held by promoters are pledge or otherwise encumbered?		No

\* If the Listed Entity selects the option 'No' for the questions above, the columns for the partly paid up shares, Outstanding Convertible Securities/Warrants, depository receipts, locked-in shares, No of shares pledged or otherwise encumbered by promoters, as applicable, shall not be displayed at the time of dissemination on the Stock Exchange website. Also wherever there is 'No' declared by Listed Entity in above table the values will be considered as 'Zero' by default on submission of the format of holding of specified securities.






Ambuja Cements Limited.

Table I - Summary Statement holding of specified securities

Category	Category of shareholder	Nos. of shareholders	No. of fully paid up equity shares held	No. of Partly paid-up equity shares held	No. of shares underlying Depository Receipts	Total nos. shares held	Shareholding as a % of total no. of shares (calculated as per SCRR, 1957)	Number of Voting Rights held in each class of securities			No. of Shares Underlying Outstanding convertible securities (including Warrants)	Shareholding, as a % assuming full conversion of convertible securities (as a percentage of diluted share capital)	Number of Locked in shares		Number of Shares pledged or otherwise encumbered		Number of equity shares held in dematerialised form	
								No of Voting Rights					No. (a)	As a % of total Shares held(b)	No. (a)	As a % of total Shares held(b)		
								Class eg: X	Class eg: y	Total								
(I)	(II)	(III)	(IV)	(V)	(VI)	(VII) = (IV)+(V)+(VI)	(VIII) As	Class eg: X	Class eg: y	(IX) Total	(X) Total as a % of (A+B+C)	(XI) = (X)	(XII) No. (a)	(XII) As a % of total Shares held(b)	(XIII) No. (a)	(XIII) As a % of total Shares held(b)	(XIV)	
(A)	Promoter & Promoter Group	4	1740037052	0	0	1740037052	70.43	1740037052	0	1740037052	70.43	0	70.43	477478249	27.44	0	0	1740037052
(B)	Public	609613	730446585	0	0	730446585	29.57	730446585	0	730446585	29.57	0	29.57	0	0	NA	NA	722250040
(C)	Non Promoter - Non Public				0				0			0			0	NA	NA	
(C1)	Shares Underlying DRs	2	1339841	0	0	1339841	0		0		0	0	0	0	0	NA	NA	1339841
(C2)	Shares Held By Employee Trust	0	0	0	0	0	0		0		0	0	0	0	0	NA	NA	0
	Total	609619	2471823478	0	0	2471823478	100	2470483637	0	2470483637	100	0	100	477478249	19.32	0	0	2463626933



Ambuja Cements Limited.

Table II - Statement showing shareholding pattern of the Promoter and Promoter Group


	Category & Name of the shareholders	Entity Type	PAN	Nos. of shareholders	No. of fully paid up equity shares held	Partly paid-up equity shares held	No. of shares underlying Deposit or Receipts	Total nos. shares held	Shareholding % calculated as per SCRR, 1957 As a % of (A+B+C 2)	Number of Voting Rights held in each class of securities			No. of Shares Underlying Outstanding convertible securities	Shareholding , as a % assuming full conversion of convertible securities (as a percentage of diluted share capital)	Number of Locked in shares		Number of Shares pledged or otherwise encumbered		Number of equity shares held in dematerialised form	
										No of Voting Rights					Total as a % of Total Voting Rights	No. (a)	As a % of total Shares held(b)	No. (a)		As a % of total Shares held(b)
										Class eg: X	Class eg: y	Total								
	(i)			(ii)	(iii)	(iv)	(v)	(vi)	(vii) = (iv)+(v)+(vi)	(viii) As	(ix)			(x)	(xi) = (viii)+(x)	(xii)	(xiii)	(xiv)		
1	Indian																			
(a)	Individuals / Hindu Undivided Family			0	0	0	0	0	0	0	0	0	0	0	0	0	0	0		
(b)	Central Government / State Government(s)			0	0	0	0	0	0	0	0	0	0	0	0	0	0	0		
(c)	Financial Institutions / Banks			0	0	0	0	0	0	0	0	0	0	0	0	0	0	0		
(d)	Any Other (Specify)			1	87000000	0	0	87000000	0.352	87000000	87000000	0.352	0.35	0	0	0	0	87000000		
	Adani Enterprises Limited	Promoter Group		1	87000000	0	0	87000000	0.352	87000000	87000000	0.352	0.35	0	0	0	0	87000000		
	Sub Total (A)(1)			1	87000000	0	0	87000000	0.352	87000000	0	87000000	0.352	0.35	0	0	0	87000000		
2	Foreign																			
(a)	Individuals (Non-Resident Individuals / Foreign Individuals)			0	0	0	0	0	0	0	0	0	0	0.00	0	0	0	0		
(b)	Government			0	0	0	0	0	0	0	0	0	0	0.00	0	0	0	0		
(c)	Institutions			0	0	0	0	0	0	0	0	0	0	0.00	0	0	0	0		
(d)	Foreign Portfolio Investor			0	0	0	0	0	0	0	0	0	0	0.00	0	0	0	0		
(e)	Any Other (Specify)			3	1731337052	0	0	1731337052	70.08	1731337052	1731337052	70.08	70.08	477478249	27.58	0	0	1731337052		
	Bodles Corporate			3	1731337052	0	0	1731337052	70.08	1731337052	1731337052	70.08	70.08	477478249	27.58	0	0	1731337052		
	Holderind Investments Ltd	Promoter Group		1	1253156361	0	0	1253156361	50.725	1253156361	1253156361	50.73	50.73	0	0.00	0	0	1253156361		
	Harmonia Trade And Investment Ltd	Promoter Group		1	477478249	0	0	477478249	19.327	477478249	477478249	19.33	19.33	477478249	100.00	0	0	477478249		
	Endeavour Trade And Investment Limited	Promoters		1	702442	0	0	702442	0.028	702442	702442	0.028	0.03	0	0.00	0	0	702442		
	Sub Total (A)(2)			3	1731337052	0	0	1731337052	70.08	1731337052	1731337052	70.08	70.08	477478249	27.58	0	0	1731337052		
	Total Shareholding Of Promoter And Promoter Group (A)= (A)(1)+(A)(2)			4	1740037052	0	0	1740037052	70.43	1740037052	1740037052	70.43	70.43	477478249	27.440694	0	0	1740037052		

Details of Shares which remain unclaimed may be given hear along with details such as number of shareholders, outstanding shares held in demat/unclaimed suspense account, voting rights which are frozen etc.

Note :

(1) PAN would not be displayed on website of Stock Exchange(s)


(2) The term 'Encumbrance' has the same meaning as assigned under regulation 28(3) of SEBI (Substantial Acquisition of Shares and Takeovers) Regulations, 2011.



Ambuja Cements Limited.

Table III - Statement showing shareholding pattern of the Public shareholder

Category & Name of the shareholders	PAN	Nos. of shareholders	No. of fully paid up equity shares held	Partly paid-up equity shares held	No. of shares underlying Depository Receipts	Total nos. shares held	Shareholding % calculated as per SCRR, 1957 As a % of (A+B+C2) (VIII) As a %	Number of Voting Rights held in each class of securities			No. of Shares Underlying Outstanding convertible securities ( as a percentage)	Shareholding % , as a % assuming full conversion of convertible securities ( as a percentage)	Number of Locked in shares		Number of Shares pledged or otherwise encumbered		Sub-categorization of shares					
								No of Voting Rights		Total as a % of Total Voting Rights			No. (a)	As a % of total Shares held(b)	No. (a)	As a % of total Shares held(b)	Number of equity shares held in dematerialised form	Shareholding(No. of shares) under Sub-category				
								Class eg: X	Class eg: y									Total	Sub-category y(i)	Sub-category y(ii)	Sub-category y(iii)	
																						(IX)
(I)	(II)	(III)	(IV)	(V)	(VI)	(VII) = (IV)+(V)+(VI)	(VIII) As a %	Class eg: X	Class eg: y	Total	(IX)	(X)	(XI)=	No. (a)	As a % of total Shares held(b)	No. (a)	As a % of total Shares held(b)	Number of equity shares held in dematerialised form	Sub-category y(i)	Sub-category y(ii)	Sub-category y(iii)	
1	Institutions (Domestic)																					
(a)	Mutual Fund		46	136411415	0	0	136411415	5.52	136411415	0	136411415	5.52	0	5.52	0	0	NA	NA	136349180	0	0	0
	Kotak Flexicap Fund		1	26306666	0	0	26306666	1.06	26306666	0	26306666	1.06	0	1.06	0	0	NA	NA		0	0	0
(b)	Venture Capital Funds		0	0	0	0	0	0.00	0	0	0	0.00	0	0.00	0	0	NA	NA	0	0	0	0
(c)	Alternate Investment Funds		31	8243501	0	0	8243501	0.33	8243501	0	8243501	0.33	0	0.33	0	0	NA	NA	8243501	0	0	0
(d)	Banks		22	39873	0	0	39873	0.00	39873	0	39873	0.00	0	0.00	0	0	NA	NA	24365	0	0	0
(e)	Insurance Companies		20	158133544	0	0	158133544	6.40	158133544	0	158133544	6.40	0	6.40	0	0	NA	NA	158125294	0	0	0
	Life Insurance Corporation Of India		1	124905083	0	0	124905083	5.06	124905083	0	124905083	5.06	0	5.06	0	0	NA	NA	124896833	0	0	0
(f)	Provident Funds/ Pension Funds		1	18268564	0	0	18268564	0.74	18268564	0	18268564	0.74	0	0.74	0	0	NA	NA	18268564	0	0	0
(g)	Asset Reconstruction Companies		0	0	0	0	0	0.00	0	0	0	0.00	0	0.00	0	0	NA	NA	0	0	0	0
(h)	Sovereign Wealth Funds		2	5153529	0	0	5153529	0.21	5153529	0	5153529	0.21	0	0.21	0	0	NA	NA	5153529	0	0	0
(i)	NBFCs registered with RBI		10	48186	0	0	48186	0.00	48186	0	48186	0.00	0	0.00	0	0	NA	NA	17104	0	0	0
(j)	Other Financial Institutions		7	57430	0	0	57430	0.00	57430	0	57430	0.00	0	0.00	0	0	NA	NA	32680	0	0	0
(k)	Any Other (Specify)		0	0	0	0	0	0.00	0	0	0	0.00	0	0.00	0	0	NA	NA	0	0	0	0
	Sub Total (B)(1)		139	326356042	0	0	326356042	13.21	326356042	0	326356042	13.21	0	13.21	0	0	NA	NA	326214217	0	0	0
2	Institutions (Foreign)																					
(a)	Foreign Direct Investment		0	0	0	0	0	0.00	0	0	0	0.00	0	0.00	0	0	NA	NA	0	0	0	0
(b)	Foreign Venture Capital Investors		0	0	0	0	0	0.00	0	0	0	0.00	0	0.00	0	0	NA	NA	0	0	0	0
(c)	Sovereign Wealth Funds		0	0	0	0	0	0.00	0	0	0	0.00	0	0.00	0	0	NA	NA	0	0	0	0
(d)	Foreign Portfolio Investors Category I		479	219888713	0	0	219888713	8.90	219888713	0	219888713	8.90	0	8.90	0	0	NA	NA	219888713	0	0	0
	Ggg Partners Emerging Markets Equity Fund		1	33341915	0	0	33341915	1.35	33341915	0	33341915	1.35	0	1.35	0	0	NA	NA	33341915	0	0	0
(e)	Foreign Portfolio Investors Category II		26	16417281	0	0	16417281	0.66	16417281	0	16417281	0.66	0	0.66	0	0	NA	NA	16417281	0	0	0
(f)	Overseas Depositories(holding DRs) (balancing figure)		0	0	0	0	0	0.00	0	0	0	0.00	0	0.00	0	0	NA	NA	0	0	0	0
(g)	Any Other (Specify)		10	62775	0	0	62775	0.00	62775	0	62775	0.00	0	0.00	0	0	NA	NA	0	0	0	0
	Foreign Institutional Investors		10	62775	0	0	62775	0.00	62775	0	62775	0.00	0	0.00	0	0	NA	NA	0	0	0	0
	Sub Total (B)(2)		515	236368769	0	0	236368769	9.57	236368769	0	236368769	9.57	0	9.57	0	0	NA	NA	236305994	0	0	0
3	Central Government/ State Government(s)																					
(a)	Central Government / President of India		2	82750	0	0	82750	0.00	82750	0	82750	0.00	0	0.00	0	0	NA	NA	82750	0	0	0
(b)	State Government / Governor		0	0	0	0	0	0.00	0	0	0	0.00	0	0.00	0	0	NA	NA	0	0	0	0
(c)	Shareholding by Companies or Bodies Corporate where Central / State Government is a promoter		0	0	0	0	0	0.00	0	0	0	0.00	0	0.00	0	0	NA	NA	0	0	0	0
	Sub Total (B)(3)		2	82750	0	0	82750	0.00	82750	0	82750	0.00	0	0.00	0	0	NA	NA	82750	0	0	0
4	Non-Institutions																					
(a)	Associate companies / Subsidiaries		0	0	0	0	0	0.00	0	0	0	0.00	0	0.00	0	0	NA	NA	0	0	0	0
(b)	Directors and their relatives (excluding Independent Directors and nominee Directors)		0	0	0	0	0	0.00	0	0	0	0.00	0	0.00	0	0	NA	NA	0	0	0	0
(c)	Key Managerial Personnel		1	564900	0	0	564900	0.02	564900	0	564900	0.02	0	0.02	0	0	NA	NA	564900	0	0	0
(d)	Relatives of promoters (other than 'immediate relatives' of promoters disclosed under 'Promoter and Promoter Group' category)		0	0	0	0	0	0.00	0	0	0	0.00	0	0.00	0	0	NA	NA	0	0	0	0
(e)	Trusts where any person belonging to 'Promoter and Promoter Group' category is 'trustee','beneficiary', or 'author of the trust'		0	0	0	0	0	0.00	0	0	0	0.00	0	0.00	0	0	NA	NA	0	0	0	0
(f)	Investor Education and Protection Fund (IEPF)		1	4130241	0	0	4130241	0.17	4130241	0	4130241	0.17	0	0.17	0	0	NA	NA	4130241	0	0	0
(g)	i. Resident individual holding nominal share capital up to Rs. 2 lakhs.		588366	114730529	0	0	114730529	4.64	114730529	0	114730529	4.64	0	4.64	0	0	NA	NA	109341670	0	0	0
(h)	ii. Resident individual holding nominal share capital in excess of Rs. 2 lakhs.		46	11779841	0	0	11779841	0.48	11779841	0	11779841	0.48	0	0.48	0	0	NA	NA	11779841	0	0	0
(i)	Non Resident Indians (NRIs)		11623	11486105	0	0	11486105	0.46	11486105	0	11486105	0.46	0	0.46	0	0	NA	NA	9167872	0	0	0
(j)	Foreign Nationals		5	20605	0	0	20605	0.00	20605	0	20605	0.00	0	0.00	0	0	NA	NA	5605	0	0	0





(k)	Foreign Companies	0	0	0	0	0	0.00	0	0	0	0.00	0	0.00	0	0	NA	NA	0			
(l)	Bodies Corporate	2390	19801912	0	0	19801912	0.80	19801912	0	19801912	0.80	0	0.80	0	0	NA	NA	19541445	0	0	0
(m)	Any Other (Specify)	6525	5124891	0	0	5124891	0.21	5124891	0	5124891	0.21	0	0.21	0	0	NA	NA	5115505	0	0	0
	Trusts	24	292764	0	0	292764	0.01	292764	0	292764	0.01	0	0.01	0	0	NA	NA	292764	0	0	0
	Body Corp-Ltd Liability Partnership	228	1481566	0	0	1481566	0.06	1481566	0	1481566	0.06	0	0.06	0	0	NA	NA	1481566	0	0	0
	Hindu Undivided Family	6251	3242302	0	0	3242302	0.13	3242302	0	3242302	0.13	0	0.13	0	0	NA	NA	3242036	0	0	0
	Clearing Member	19	95389	0	0	95389	0.00	95389	0	95389	0.00	0	0.00	0	0	NA	NA	95389	0	0	0
	Overseas Bodies Corporates	3	12870	0	0	12870	0.00	12870	0	12870	0.00	0	0.00	0	0	NA	NA	3750	0	0	0
	Sub Total (B)(4)	608957	167639024	0	0	167639024	6.79	167639024	0	167639024	6.79	0	6.79	0	0	NA	NA	159647079	0	0	0
	Total Public Shareholding (B)= (B)(1)+(B)(2)+(B)(3)+b(4)	609613	730446585	0	0	730446585	29.57	730446585	0	730446585	29.57	0	29.57	0	0	NA	NA	722250040	0	0	0

Details of the shareholders acting as persons in Concert including their Shareholding (No. and %):

No. of shareholders	No. of Shares	%
0		

Details of Shares which remain unclaimed may be given hear along with details such as number of shareholders, outstanding shares held in demat/unclaimed suspense account, voting rights which are frozen etc.

No. of shareholders	No. of Shares
0	0

Note :

(1) PAN would not be displayed on website of Stock Exchange(s).

(2) The above format needs to be disclosed along with the names of the shareholders holding 1% or more than 1% of shares of the listed entity. Column no.(XIII) is not applicable in the above format.

(3) W.r.t. the information pertaining to Depository Receipts, the same may be disclosed in the respective columns to the extent information available and the balance to be disclosed as held by custodian.


(4) Categorization and disclosure of each shareholder category should be carried out in the order prescribed in the above format. If a shareholder is falling under more than one category, then the same shall be classified in the category falling first in the order prescribed in the above

(5) Sub-categorization of shares under column no.(XV) will be based on shareholding(no. of shares) under the following sub-categories:

(i) Shareholder who are represented by a nominee Director on the board of the listed entity or have the right to nominate a representative(i.e. Director) on the board of the listed entity.

(ii) Shareholder who have entered into shareholder agreement with the listed entity.

(iii) Shareholders acting as persons in concert with promoters.



Ambuja Cements Limited.

Table IV - Statement showing shareholding pattern of the Non Promoter- Non Public shareholder


Category & Name of the shareholders	PAN	Nos. of shareholders	No. of fully paid up equity shares held	Partly paid-up equity shares held	No. of shares underlying Depository Receipts	Total nos. shares held	Shareholding % calculated as per SCRR, 1957 As a % of (A+B+C2)	Number of Voting Rights held in each class of securities				Shares Underlying Outstanding convertible securities (including ding , as a % assuming full conversion of convertible securities ( as a percent	Number of Locked in shares		Number of Shares pledged or otherwise encumbered		Number of equity shares held in dematerialised form		
								No of Voting Rights			Total as a % of (A+B+C)		No. (a)	As a % of total Shares held(b)	No. (a)	As a % of total Shares held(b)			
								Class eg: X	Class eg: y	Total									
(i)	(ii)	(iii)	(iv)	(v)	(vi)	(vii) =	(viii) As a %	(ix)			(x)	(xi)=	(xii)		(xiii)		(xiv)		
1	Custodian/DR Holder		2	1339841	0	0	1339841	0	1339841	0	1339841	0.000	0	0.000	0	0	NA	NA	1339841
2	Employee Benefit Trust / Employee Welfare Trust under SEBI (Share based Employee Benefits and Sweat Equity) Regulations, 2021		0	0	0	0	0	0	0	0	0	0	0	0	0	0	NA	NA	0
	Total Non-Promoter- Non Public Shareholding (C)= (C)(1)+(C)(2)		2	1339841	0	0	1339841	0	1339841	0	1339841	0.000	0	0.000	0	0	NA	NA	1339841

Note :

(1) PAN would not be displayed on website of Stock Exchange(s).

(2) The above format needs to be disclosed along with the names of the shareholders holding 1% or more than 1% of shares of the listed entity. Column no.(XIII) is not applicable in the above format.

(3) W.r.t. the information pertaining to Depository Receipts, the same may be disclosed in the respective columns to the extent information available.



Shareholding Pattern under Regulation 31 of SEBI (Listing Obligations and Disclosure Requirements) Regulations, 2015

1.	Name of Listed Entity: Adani Cementation Limited
2.	Scrip Code/Name of Scrip/Class of Security: Equity Shares
3.	Share Holding Pattern Filed under: <b>Reg. 31(1)(b) - Post Amalgamation</b>
	a. If under 31(1)(b) then indicate the report for Quarter : N.A.
	b. If under 31(1)(c) then indicate date of allotment/extinguishment
4.	Declaration: The Listed entity is required to submit the following declaration to the extent of submission of information:-

	Particulars	Yes*	No*
1	Whether the Listed Entity has issued any partly paid up shares?	-	-
2	Whether the Listed Entity has issued any Convertible Securities or Warrants?	-	-
3	Whether the Listed Entity has any shares against which depository receipts are issued?	-	-
4	Whether the Listed Entity has any shares in locked-in?	-	-
5	Whether any shares held by promoters are pledge or otherwise encumbered?	-	-

\* If the Listed Entity selects the option 'No' for the questions above, the columns for the partly paid up shares, Outstanding Convertible Securities/Warrants, depository receipts, locked-in shares, No of shares pledged or otherwise encumbered by promoters, as applicable, shall not be displayed at the time of dissemination on the Stock Exchange website. Also wherever there is 'No' declared by Listed Entity in above table the values will be considered as 'Zero' by default on submission of the format of holding of specified securities.



**Adani Cementation Limited**
**Table I - Summary Statement holding of specified securities**

Category	Category of shareholder	Nos. of shareholders	No. of fully paid up equity shares held	No. of Partly paid-up equity shares held	No. of shares underlying Depository Receipts	Total nos. shares held	Shareholding as a % of total no. of shares (calculated as per SCRR, 1957)	Number of Voting Rights held in each class of securities				No. of Shares Underlying Outstanding convertible securities (including Warrant)	Shareholding, as a % assuming full conversion of convertible securities (as a percentage of)	Number of Locked in shares		Number of Shares pledged or otherwise encumbered		Number of equity shares held in dematerialised form
								No of Voting Rights			Total as a % of (A+B+C)			No. (a)	As a % of total Shares held(b)	No. (a)	As a % of total Shares held(b)	
								Class eg: X	Class eg: y	Total								
(I)	(II)	(III)	(IV)	(V)	(VI)	(VII) = (IV)+(V)+(VI)	(VIII) As	(IX)			(X)	(XI)=	(XII)		(XIII)		(XIV)	
(A)	Promoter & Promoter Group	0	0	0	0	0	0	0	0	0	0	0	0	0	0	0	0	
(B)	Public	0	0	0	0	0	0	0	0	0	0	0	0	0	0	0	0	
(C)	Non Promoter - Non Public	0	0	0	0	0	0	0	0	0	0	0	0	0	0	0	0	
(C1)	Shares Underlying DRs	0	0	0	0	0	0	0	0	0	0	0	0	0	0	0	0	
(C2)	Shares Held By Employee Trust	0	0	0	0	0	0	0	0	0	0	0	0	0	0	0	0	
	Total	0	0	0	0	0	0	0	0	0	0	0	0	0	0	0	0	





Table II - Statement showing shareholding pattern of the Promoter and Promoter Group

	Category & Name of the shareholders	Entity Type	PAN	Nos. of shareholders	No. of fully paid up equity shares held	Partly paid-up equity shares held	No. of shares underlying Depository Receipts	Total nos. shares held	Shareholding % calculated as per SCRR, 1957 As a % of (A+B+C2)	Number of Voting Rights held in each class of securities				No. of Shares Underlying Outstanding convertible securities (including as a % assuming full conversion of convertible securities)	Shareholding, as a % assuming full conversion of convertible securities	Number of Locked in shares		Number of Shares pledged or otherwise encumbered		Number of equity shares held in dematerialised form
										No of Voting Rights			Total as a % of Total Voting Rights			No. (a)	As a % of total Shares held(b)	No. (a)	As a % of total Shares held(b)	
										Class eg: X	Class eg: y	Total								
(I)			(II)	(III)	(IV)	(V)	(VI)	(VII) = (IV)+(V)+(VI)	(VIII) As									(XIV)		
1	Indian	-	-	0	0	0	0	0	0	0	0	0	0	0	0	0	0	0		
(a)	Individuals / Hindu Undivided Family	-	-	0	0	0	0	0	0	0	0	0	0	0	0	0	0	0		
(b)	Central Government / State Government(s)			0	0	0	0	0	0	0	0	0	0	0	0	0	0	0		
(c)	Financial Institutions / Banks			0	0	0	0	0	0	0	0	0	0	0	0	0	0	0		
(d)	Any Other (Specify)			0	0	0	0	0	0	0	0	0	0	0	0	0	0	0		
	Bodies Corporate			0	0	0	0	0	0	0	0	0	0	0	0	0	0	0		
	Sub Total (A)(1)			0	0	0	0	0	0	0	0	0	0	0	0	0	0	0		
2	Foreign									0	0	0	0	0	0	0	0	0		
(a)	Individuals (Non-Resident Individuals / Foreign Individuals)			0	0	0	0	0	0	0	0	0	0	0	0	0	0	0		
(b)	Government			0	0	0	0	0	0	0	0	0	0	0	0	0	0	0		
(c)	Institutions			0	0	0	0	0	0	0	0	0	0	0	0	0	0	0		
(d)	Foreign Portfolio Investor			0	0	0	0	0	0	0	0	0	0	0	0	0	0	0		
(e)	Any Other (Specify)			0	0	0	0	0	0	0	0	0	0	0	0	0	0	0		
	Sub Total (A)(2)			0	0	0	0	0	0	0	0	0	0	0	0	0	0	0		
	Total Shareholding Of Promoter And Promoter Group (A)= (A)(1)+(A)(2)			0	0	0	0	0	0	0	0	0	0	0	0	0	0	0		

## Note :

(1) PAN would not be displayed on website of Stock Exchange(s)

(2) The term 'Encumbrance' has the same meaning as assigned under regulation 28(3) of SEBI (Substantial Acquisition of Shares and Takeovers) Regulations, 2011.



Table III - Statement showing shareholding pattern of the Public shareholder

	Category & Name of the shareholders	PAN	Nos. of shareholders	No. of fully paid up equity shares held	Partly paid-up equity shares held	No. of shares underlying Depository Receipts	Total nos. shares held	Shareholding % calculated as per SCRR, 1957 As a % of (A+B+C2)	Number of Voting Rights held in each class of securities				No. of Shares Underlying Outstanding convertible securities	Shareholding, as a % assuming full conversion of convertible securities	Number of Locked in shares		Number of Shares pledged or otherwise encumbered		Number of equity shares held in dematerialised form	Sub-categorization of shares		
									No of Voting Rights			Total as a % of Total Voting Rights			No. (a)	As a % of total Shares held(b)	No. (a)	As a % of total Shares held(b)		Shareholding(No. of shares) under Sub-	Sub-categor y(ii)	Sub-categor y(iii)
									Class eg: X	Class eg: y	Total											
(I)	(II)	(III)	(IV)	(V)	(VI)	(VII) =	(VIII) As a	(IX)			(X)	(XI)=	(XII)		(XIII)		(XIV)	(XV)				
1	Institutions (Domestic)																					
(a)	Mutual Fund		0	0	0	0	0	0	0	0	0	0	0	0	0	0	0	0	0	0	0	0
(b)	Venture Capital Funds		0	0	0	0	0	0	0	0	0	0	0	0	0	0	0	0	0	0	0	0
(c)	Alternate Investment Funds		0	0	0	0	0	0	0	0	0	0	0	0	0	0	0	0	0	0	0	0
(d)	Banks		0	0	0	0	0	0	0	0	0	0	0	0	0	0	0	0	0	0	0	0
(e)	Insurance Companies		0	0	0	0	0	0	0	0	0	0	0	0	0	0	0	0	0	0	0	0
(f)	Provident Funds/ Pension Funds		0	0	0	0	0	0	0	0	0	0	0	0	0	0	0	0	0	0	0	0
(g)	Asset Reconstruction Companies		0	0	0	0	0	0	0	0	0	0	0	0	0	0	0	0	0	0	0	0
(h)	Sovereign Wealth Funds		0	0	0	0	0	0	0	0	0	0	0	0	0	0	0	0	0	0	0	0
(i)	NBFCs registered with RBI		0	0	0	0	0	0	0	0	0	0	0	0	0	0	0	0	0	0	0	0
(j)	Other Financial Institutions		0	0	0	0	0	0	0	0	0	0	0	0	0	0	0	0	0	0	0	0
(k)	Any Other (Specify)		0	0	0	0	0	0	0	0	0	0	0	0	0	0	0	0	0	0	0	0
	Sub Total (B)(1)		0	0	0	0	0	0	0	0	0	0	0	0	0	0	0	0	0	0	0	0
2	Institutions (Foreign)																					
(a)	Foreign Direct Investment		0	0	0	0	0	0	0	0	0	0	0	0	0	0	0	0	0	0	0	0
(b)	Foreign Venture Capital Investors		0	0	0	0	0	0	0	0	0	0	0	0	0	0	0	0	0	0	0	0
(c)	Sovereign Wealth Funds		0	0	0	0	0	0	0	0	0	0	0	0	0	0	0	0	0	0	0	0
(d)	Foreign Portfolio Investors Category I		0	0	0	0	0	0	0	0	0	0	0	0	0	0	0	0	0	0	0	0
(e)	Foreign Portfolio Investors Category II		0	0	0	0	0	0	0	0	0	0	0	0	0	0	0	0	0	0	0	0
(f)	Overseas Depositories(holding DRs) (balancing figure)		0	0	0	0	0	0	0	0	0	0	0	0	0	0	0	0	0	0	0	0
(g)	Any Other (Specify)		0	0	0	0	0	0	0	0	0	0	0	0	0	0	0	0	0	0	0	0
	Sub Total (B)(2)		0	0	0	0	0	0	0	0	0	0	0	0	0	0	0	0	0	0	0	0
3	Central Government/ State Government(s)																					
(a)	Central Government / President of India		0	0	0	0	0	0	0	0	0	0	0	0	0	0	0	0	0	0	0	0
(b)	State Government / Governor		0	0	0	0	0	0	0	0	0	0	0	0	0	0	0	0	0	0	0	0
(c)	Shareholding by Companies or Bodies Corporate where Central / State Government is a promoter		0	0	0	0	0	0	0	0	0	0	0	0	0	0	0	0	0	0	0	0
	Sub Total (B)(3)		0	0	0	0	0	0	0	0	0	0	0	0	0	0	0	0	0	0	0	0
4	Non-Institutions		0	0	0	0	0	0	0	0	0	0	0	0	0	0	0	0	0	0	0	0
(a)	Associate companies / Subsidiaries		0	0	0	0	0	0	0	0	0	0	0	0	0	0	0	0	0	0	0	0
(b)	Directors and their relatives (excluding Independent Directors and nominee Directors)		0	0	0	0	0	0	0	0	0	0	0	0	0	0	0	0	0	0	0	0
(c)	Key Managerial Personnel		0	0	0	0	0	0	0	0	0	0	0	0	0	0	0	0	0	0	0	0
(d)	Relatives of promoters (other than 'immediate relatives' of promoters disclosed under 'Promoter and Promoter Group' category)		0	0	0	0	0	0	0	0	0	0	0	0	0	0	0	0	0	0	0	0
(e)	Trusts where any person belonging to 'Promoter and Promoter Group' category is 'trustee', 'beneficiary', or 'author of the trust'		0	0	0	0	0	0	0	0	0	0	0	0	0	0	0	0	0	0	0	0
(f)	Investor Education and Protection Fund (IEPF)		0	0	0	0	0	0	0	0	0	0	0	0	0	0	0	0	0	0	0	0
(g)	i. Resident Individual holding nominal share capital up to Rs. 2 lakhs.		0	0	0	0	0	0	0	0	0	0	0	0	0	0	0	0	0	0	0	0





Table IV - Statement showing shareholding pattern of the Non Promoter- Non Public shareholder

	Category & Name of the shareholders	PAN	Nos. of shareholders	No. of fully paid up equity shares held	Partly paid-up equity shares held	No. of shares underlying Depository Receipts	Total nos. shares held	Shareholding % calculated as per SCRR, 1957 As a % of (A+B+C 2)	Number of Voting Rights held in each class of securities				Shares Underlying Outstanding convertible securities (including Warrant	Iding . as a % assuming full conversion of convertible securities ( as a percent age of	Number of Locked in shares		Number of Shares pledged or otherwise encumbered		Number of equity shares held in dematerialised form		
									No of Voting Rights			Total as a % of (A+B+C)									
									Class eg: X	Class eg: y	Total										
	(I)	(II)	(III)	(IV)	(V)	(VI)	(VII) =	(VIII) As					(X)	(XI)=		(XII)		(XIII)	(XIV)		
1	Custodian/DR Holder		0	0	0	0	0	0	0	0	0	0	0	0	0	0	0	NA	NA	0	
2	Employee Benefit Trust / Employee Welfare Trust under SEBI (Share based Employee Benefits and Sweat Equity) Regulations, 2021		0	0	0	0	0	0	0	0	0	0	0	0	0	0	0	NA	NA	0	
	Total Non-Promoter- Non Public Shareholding (C)= (C)(1)+(C)(2)		0	0	0	0	0	0	0	0	0	0	0	0	0	0	0	NA	NA		

## Note :

(1) PAN would not be displayed on website of Stock Exchange(s).

(2) The above format needs to be disclosed along with the names of the shareholders holding 1% or more than 1% of shares of the listed entity. Column no.(XIII) is not applicable in the above format.

(3) W.r.t. the information pertaining to Depository Receipts, the same may be disclosed in the respective columns to the extent information available.

